

Covid-19 Education Recovery Group - Infographic

In the week ending 30th January 2022:

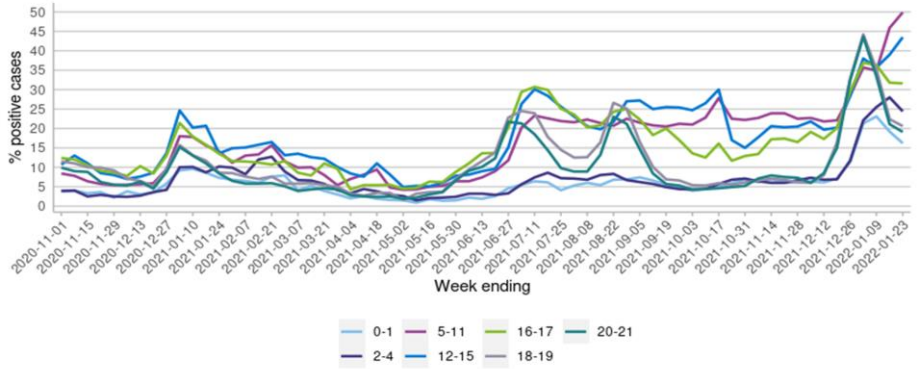
- The percentage of PCR tests that were positive was 37.6% in those aged 2-17 years; an increase from 33.5% in week 03 in 2022.

- The identified COVID-19 positive cases reflected a rate of 933.5 cases per 100,000 2-4 year olds, 2,734.4 cases per 100,000 5-11 year olds, 1,474.8 per 100,000 12-15 year olds and 886.2 cases per 100,000 16-17 year olds.

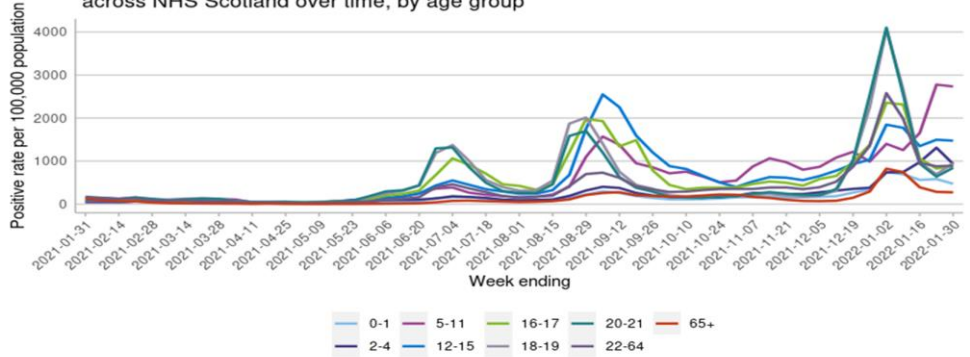
On 02th February :

- Attendance in local authority schools was 88.0% whilst the percentages of openings recorded as pupils not in school (non Covid-19 reasons) was 7.8%, and for not in school (Covid-19 related reasons) was 4.1%.
- 28,847 pupils were not in school either all or part of the day because of Covid-19 related reasons. Of these, 12,652 were not in school because of a Covid-19 related sickness.

Percentage of tests that had a positive result for COVID-19 over time, by age group

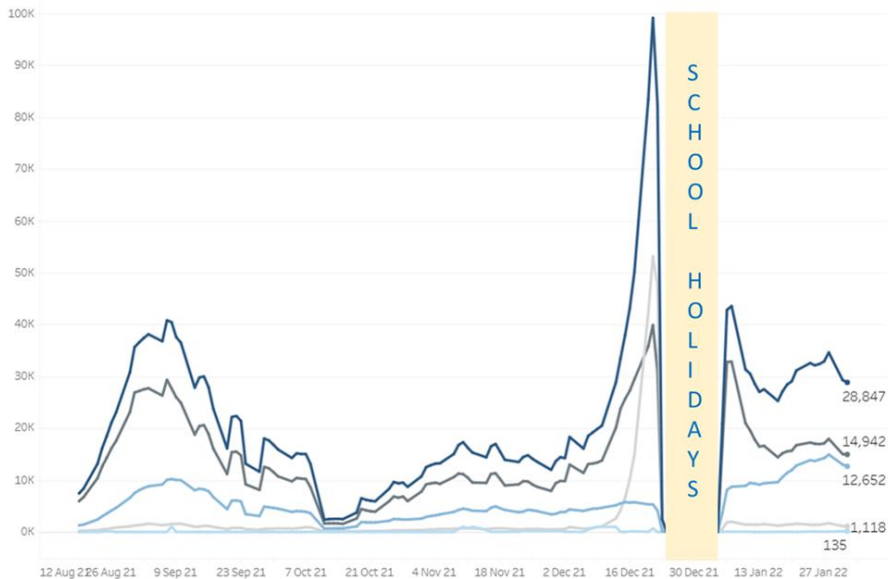


Rate per 100,000 population of positive COVID-19 cases across NHS Scotland over time, by age group



School Attendance and Absence over time

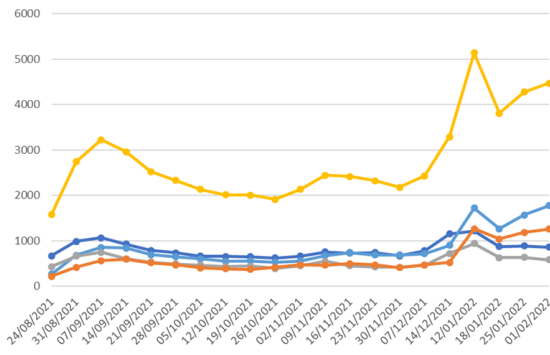
- All
- Number of pupils not in school because of a Covid-19 related sickness
- Number of pupils not in school because the school was closed due to Covid-19
- Number of pupils not in school because their parent(s) chose to keep them away from school as a precautionary measure contrary to public health guidance
- Number of pupils not in school because they were self-isolating in relation to Covid-19



Covid-19 Education Recovery Group - Infographic

- 4,469 staff were absent due to Covid-19 related reasons, of which, 2,633 were teaching staff and 1,836 were other school-based staff.

Estimated number of local authority school-based staff absent due to Covid-related reasons, Scotland



For any LAs that were unable to submit their latest information on time, or for other reasons (e.g. due to local holidays/in-service days), then their previously submitted figures have been carried forward in order to produce an estimated total number of staff absent for Scotland.

As such, week on week comparisons should be made with some caution as there will be some variation in the number of weeks between a local authority's latest provided figures and their previously submitted figures.

One Local Authority's figures were carried forward this week.

- Teaching staff who do not have confirmed Covid-19 or who have not displayed any Covid-19 symptoms but are absent because they are self-isolating / shielding / quarantining / looking after someone due to Covid-19 (e.g. their child)
- Teaching staff absent with confirmed Covid-19 or with symptoms of Covid-19
- Other school-based staff who do not have confirmed Covid-19 or who have not displayed any Covid-19 symptoms but are absent because they are self-isolating / shielding / quarantining / looking after someone due to Covid-19 (e.g. their child)
- Other school-based staff who are absent with confirmed Covid-19 or with symptoms of Covid-19
- All staff absent because they are either self isolating, etc. or have confirmed /symptoms of Covid-19