

Covid-19 Education Recovery Group - Infographic

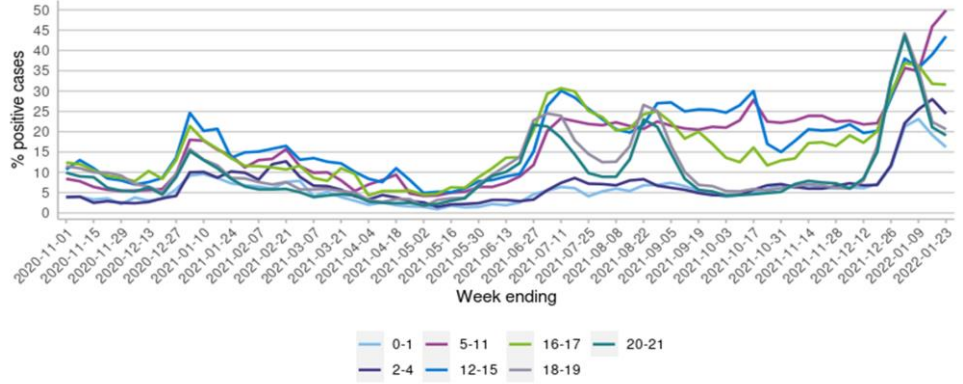
In the week ending 23rd January 2022:

- The percentage of tests that were positive was 35.6% in those aged 2-17 years.
- The identified COVID-19 positive cases reflected a rate of 1312.5 cases per 100,000 2-4 year olds, 2793.9 cases per 100,000 5-11 year olds, 1507.7 per 100,000 12-15 year olds and 830.8 cases per 100,000 16-17 year olds. The rate of cases per 100,000 of the general population was 939.5.

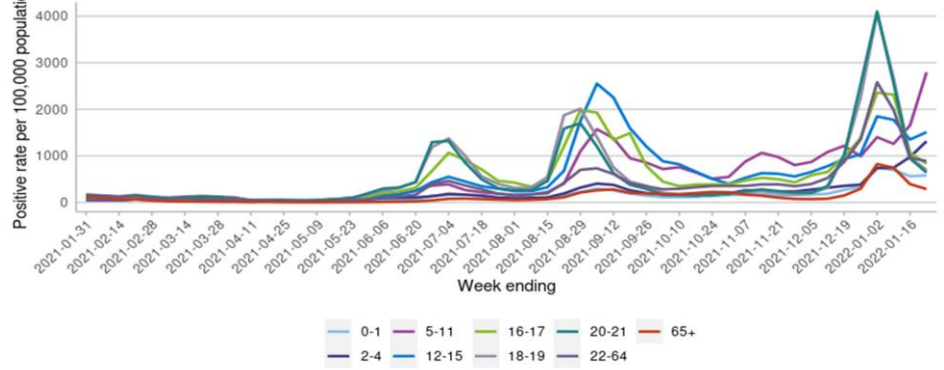
On 25th January :

- Attendance in local authority schools was 87.8% whilst the percentages of openings recorded as pupils not in school (non Covid-19 reasons) was 7.6%, and for not in school (Covid-19 related reasons) was 4.6%.
- 32,133 pupils were not in school either all or part of the day because of Covid-19 related reasons. Of these, 13,676 were not in school because of a Covid-19 related sickness.

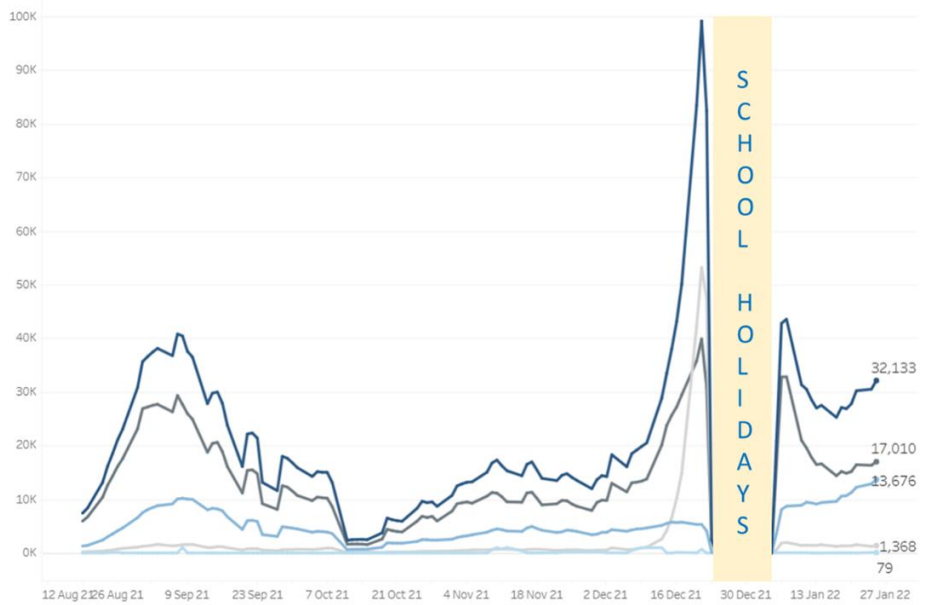
Percentage of tests that had a positive result for COVID-19 over time, by age group



Rate per 100,000 population of positive COVID-19 cases across NHS Scotland over time, by age group



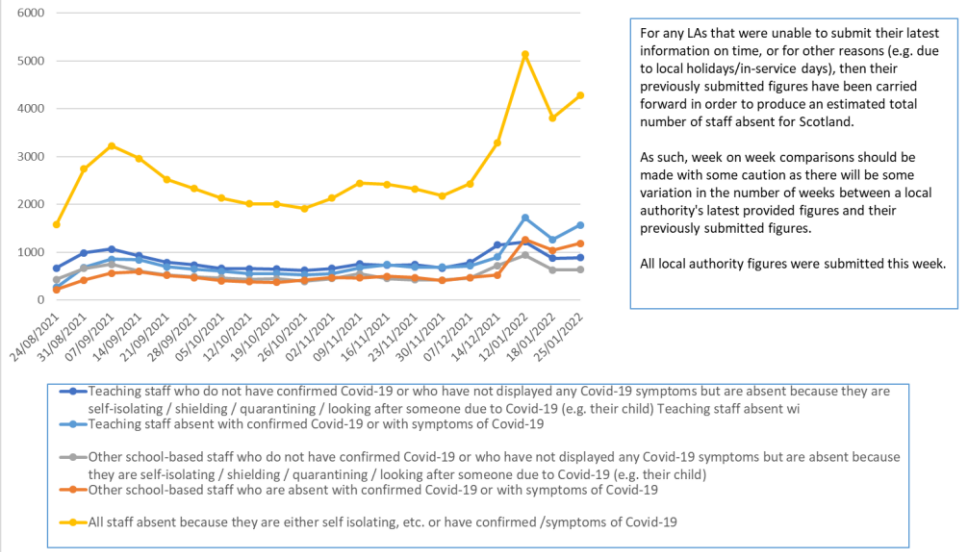
- All
- Number of pupils not in school because of a Covid-19 related sickness
- Number of pupils not in school because the school was closed due to Covid-19
- Number of pupils not in school because their parent(s) chose to keep them away from school as a precautionary measure contrary to public health guidance
- Number of pupils not in school because they were self-isolating in relation to Covid-19



Covid-19 Education Recovery Group - Infographic

- 4278 staff were absent due to Covid-19 related reasons, of which, 2,457 were teaching staff and 1821 were other school-based staff.
- 58,333 children were attending a childcare setting and 3064 had a Covid-19 related absence. Note that not all open settings completed the survey and that these figures are an underestimate of the actual number of open settings and children attending.
- This week, 1,746 (8.6%) childcare staff were absent due to Covid-19 related reasons [based on a 56% response rate].

Estimated number of local authority school-based staff absent due to Covid-related reasons, Scotland



Number of children attending and absent on 25 January 2022 by type of childcare provider

