



A National Statistics publication for Scotland



Scottish Government
Riaghaltas na h-Alba
gov.scot

ECONOMY AND LABOUR MARKET

Public Sector Employment in Scotland Statistics for 2nd Quarter 2023

The statistics in this release are based on administrative records and surveys of individual public sector bodies carried out by the Scottish Government and the Office for National Statistics (ONS). This is a snapshot of employment as at June 2023.

The public sector is defined based on UK National Accounts definitions. The statistics in this release were designated National Statistics in December 2009.



Scottish Government
Riaghaltas na h-Alba

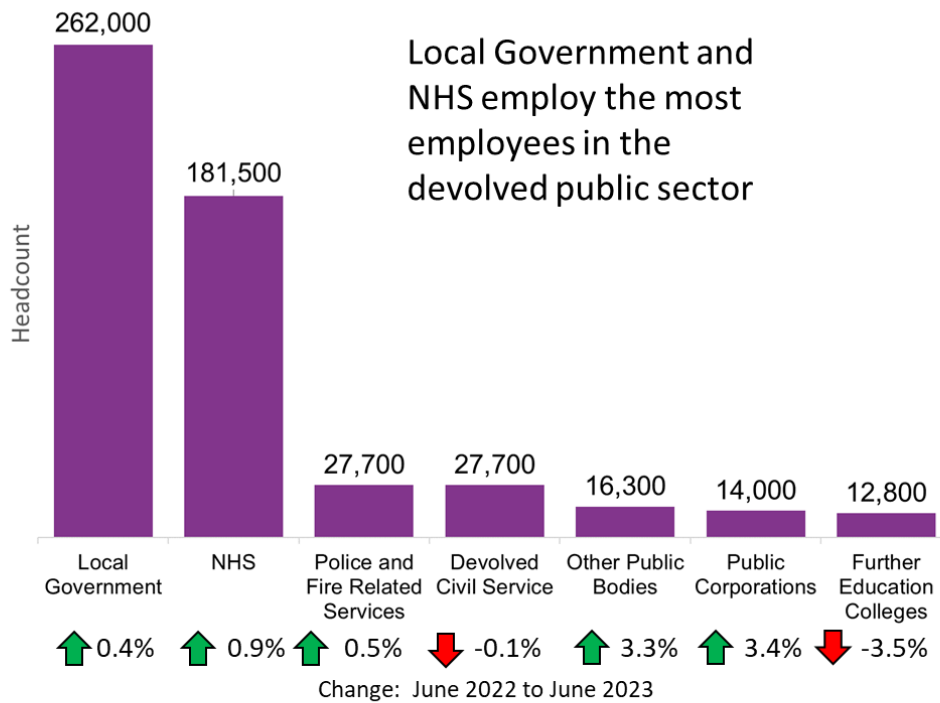
Contents

Public Sector Employment in Scotland Statistics for 2nd Quarter 2023	1
Contents	2
Summary	4
Introduction	5
A National Statistics Publication for Scotland	5
1. Public and Private Sector Employment in Scotland; Headcount	6
Impact of Excluding Major Reclassifications from Public Sector	8
2. Public Sector Employment by Devolved and Reserved Responsibility; Headcount	10
3. Devolved Public Sector Employment in Scotland; Headcount	12
4. Reserved Public Sector Employment in Scotland; Headcount	15
Tables	16
About this publication	17
Major Reclassifications.....	17
National Accounts Classifications.....	17
Public Sector Employment Web section	17
UK Comparisons.....	18
Background Notes.....	18
Devolved and Reserved Civil Service Tables	18
Related Publications	18
Tell us what you think	20
Feedback survey	20
Enquiries	20
Join our mailing list.....	20
Future publications.....	20

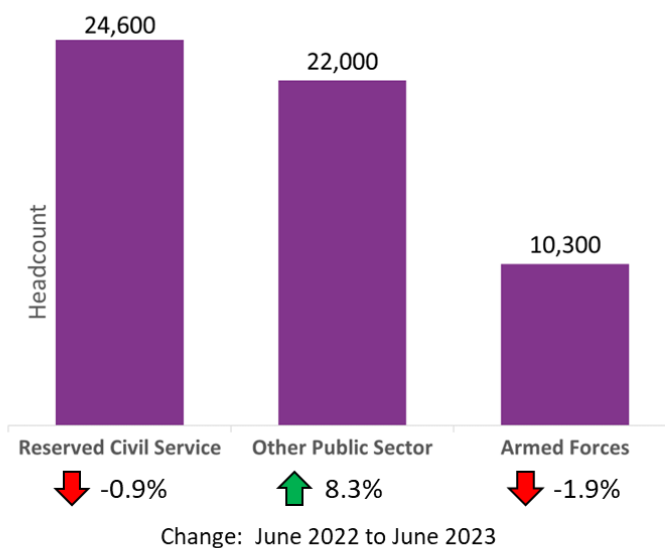
Quarterly Public Sector Employment in Scotland



Devolved Public Sector Headcount: 542,200 ↑ 0.6%



Reserved Public Sector Headcount: 56,800 ↑ 2.3%



Over the year, both the devolved and reserved public sector headcounts increased.

The Reserved 'Other Public Sector' saw the largest percentage increase (8.3%), while 'Further Education Colleges' saw the largest decrease (-3.5%).

Source: Public Sector Employment, Joint Staffing Watch, Scottish Government, ONS
Changes between June 2022 and June 2023 are shown

Summary

Key points - based on headcount data:

- in June 2023, there were 599,000 people employed in the public sector in Scotland, accounting for 22.2% of total employment¹.
- in June 2023, employment in the public sector was 4,670 (0.8%) more than in June 2022.
- when major reclassifications are excluded, the public sector increased by around 3,000 (0.6%) between June 2022 and June 2023².
- of the total 599,000 people employed in the public sector in Scotland, 542,200 (90.5%) were employed in the devolved public sector in June 2023. This was 3,410 (0.6%) more than in June 2022.
- between June 2022 and June 2023, employment in the devolved public sector increased by:
 - 1,610 (0.9%) in the NHS
 - 1,170 (0.4%) in Local Government
 - 530 (3.3%) in Other Public Bodies
 - 460 (3.4%) in Public Corporations
 - 130 (0.5%) in Police and Fire Related Services

Employment in the devolved public sector decreased by:

- 460 (-3.5%) in Further Education Colleges
- 20 (-0.1%) in the Devolved Civil Service
- in June 2023, there were 56,800 people employed in the Reserved Public Sector in Scotland. This was 1,260 (2.3%) more than in June 2022. The Reserved Public Sector accounts for 9.5% of total public sector employment in Scotland.
- between June 2022 and June 2023, employment within the Reserved Public Sector increased in Other Public Sector³ by 1,680 (8.3%), decreased in the reserved Civil Service by 210 (-0.9%), and decreased in the Armed Forces by 200 (-1.9%).

¹ Estimates for **total employment and private sector employment** are based on the Labour Force Survey, ONS.

² Further details on major reclassifications are provided on page 5 and on the [About public sector employment statistics](#) page of the Scottish Government website.

³ Public corporations, public sector financial institutions and public bodies have been combined into 'other public sector' to ensure individual organisation employment figures are not disclosed.

Introduction

The statistics in this release are based on administrative records and surveys of individual public sector bodies carried out by the Scottish Government and the Office for National Statistics (ONS). This is a snapshot of employment as at June 2023.

The publication includes information on public sector employment in Scotland with distinctions made for employment in devolved bodies and reserved bodies (located in Scotland).

The public sector is defined based on UK National Accounts definitions. The statistics in this release were designated National Statistics in December 2009.

A National Statistics Publication for Scotland

The United Kingdom Statistics Authority has designated these statistics as National Statistics, in accordance with the Statistics and Registration Service Act 2007. This provides assurance that these statistics are of the highest quality and meet user needs, and that they comply with the [Code of Practice for Statistics](#).



Further information on National Statistics is published by the [UK Statistics Authority](#).

1. Public and Private Sector Employment in Scotland; Headcount

Public sector employment in Scotland increased by 4,670 (0.8%) between June 2022 and June 2023. This increase in public sector employment is mainly due to an increase in the devolved public sector.

The public sector is defined according to the [UK National Accounts Classifications Guide](#)

Figure 1: Public sector employment in Scotland has increased over the year and accounts for just over one fifth of total employment

Public and Private⁴ Sector employment (Headcount) in Scotland as at June 2023

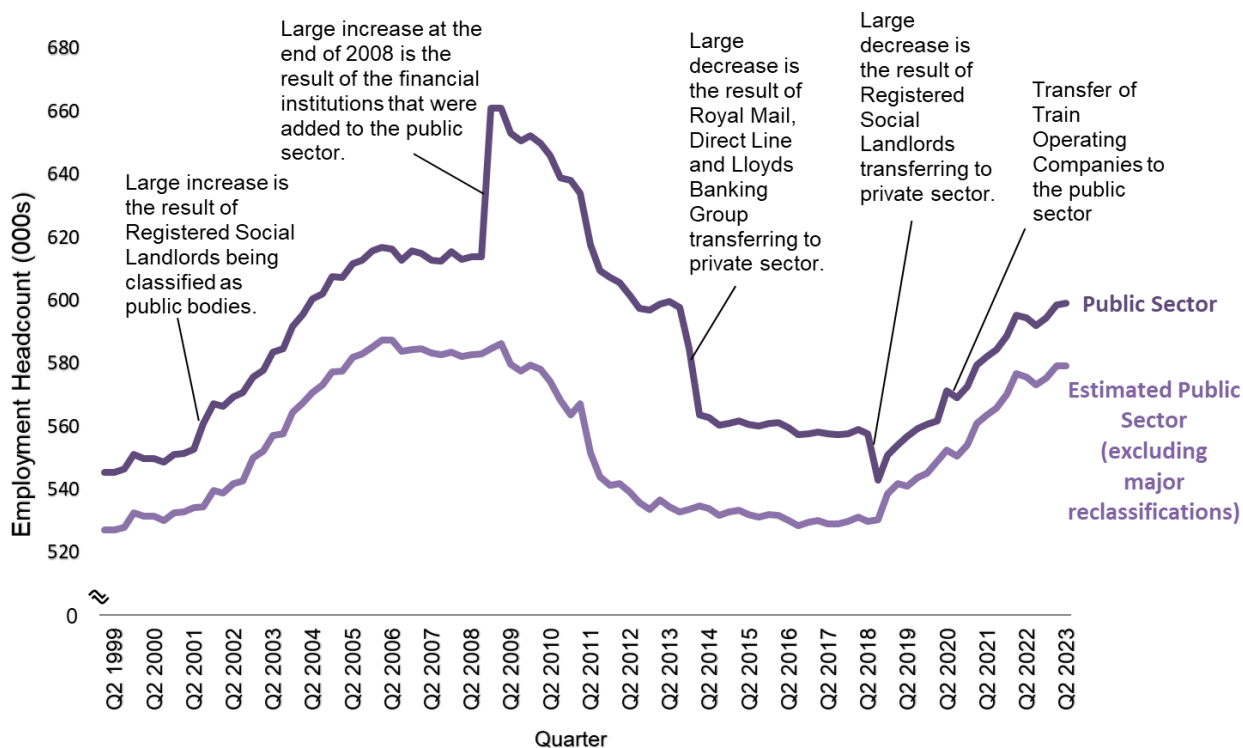


Source: Public Sector Employment in Scotland, Quarter 2 2023

⁴ Estimates for **private sector employment** are based on non-seasonally adjusted total employment estimates from the Labour Force Survey, ONS and public sector employment figures.

Figure 2: Public Sector employment in Scotland has been gradually increasing since 2018

Public Sector employment and estimated public sector employment (excluding major reclassifications) in Scotland, June 1999 to June 2023, non-seasonally adjusted



Source: Public Sector Employment in Scotland, Quarter 2 2023

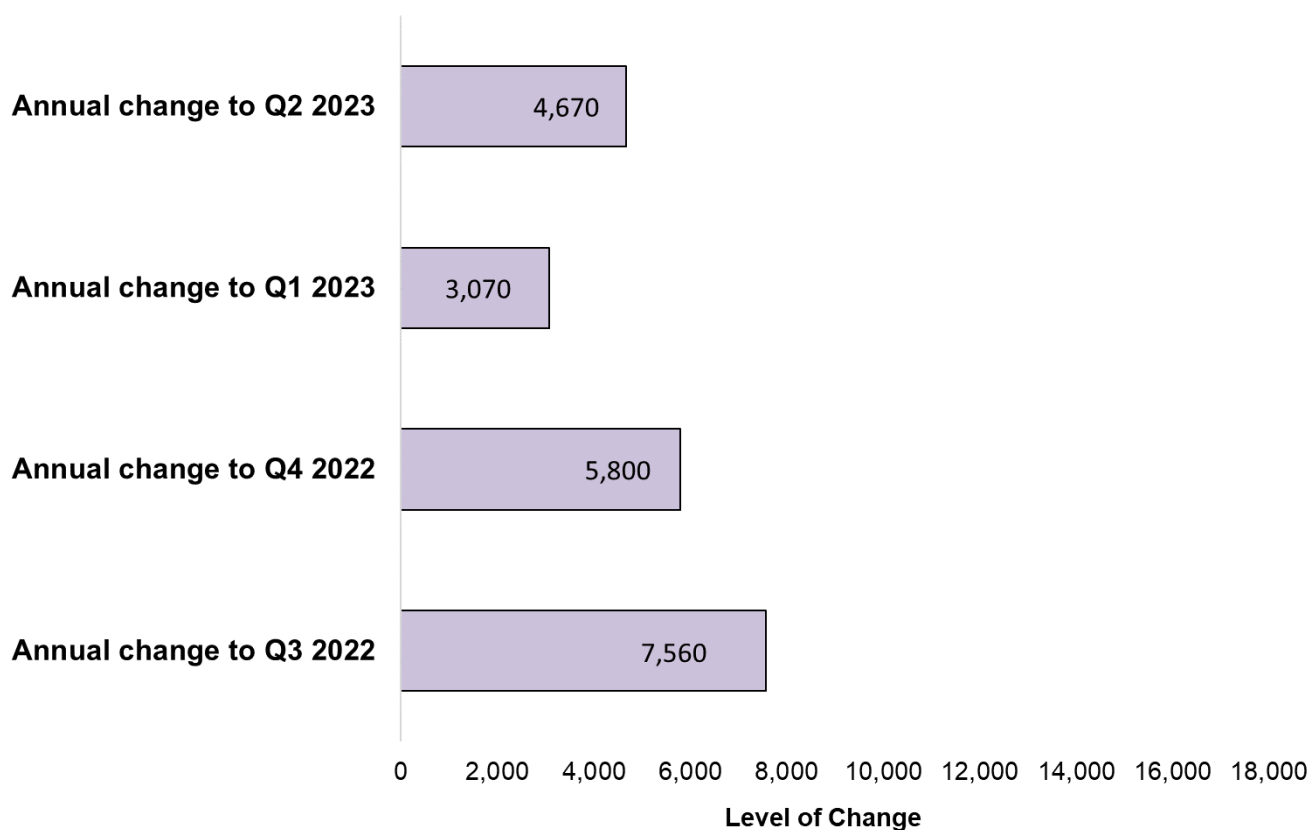
Figure 2 shows that the number of people employed in the public sector remained relatively constant between Q1 2014 and Q2 2018, before falling in Q3 2018 and rising again from Q4 2018 onwards. Excluding the effects of major reclassifications⁵ (i.e. taking out the headcounts for all large organisations listed in footnote 5 from the overall numbers), the number of people employed in the public sector gradually reached a peak in Q2 2006, decreased until Q3 2013 and remained relatively constant until Q3 2018. The increase between Q3 2018 and Q4 2018 is mainly due to Cordia services moving back under Glasgow City Council services. Since Q4 2018, the series has typically been increasing over time.

⁵ Major reserved reclassifications include Royal Bank of Scotland plc, Lloyds Banking Group plc, Northern Rock plc, Lloyds TSB Commercial Finance, Lloyds Bank Asset Finance, Scottish Widows, Direct Line, Royal Mail Group plc, (known as the Post Office Ltd (until Q2 2006) and Network Rail. Devolved reclassifications include Registered Social Landlords, with Train Operating Companies split across Reserved and Devolved responsibility.

Figure 3 shows the annual change in employment for the public sector. Employment increased by 4,670 (0.8%) between June 2022 and June 2023. The increase is mostly due to increases in the NHS and Local Government employment in the Devolved Public Sector, as well as increases in the Reserved Public Sector.

Figure 3: Public Sector employment in Scotland increased over the year

Annual change in Public Sector employment (Headcount) in Scotland



Source: Public Sector Employment in Scotland, Quarter 2, 2023

Impact of Excluding Major Reclassifications from Public Sector

If the major reclassifications⁵ were to be excluded from the public sector series (i.e. the headcounts for all large organisations listed in footnote 5 were taken out of the overall numbers), there would be around 579,000 people employed in the public sector as at June 2023. This would be 21.5% of the total employment in Scotland compared with 22.2% if major reclassifications are included.

Public sector employment, excluding the effects of the major reclassifications, would be around 3,000 (0.6%) higher in June 2023 compared with June 2022. The increase when major reclassifications are included is higher (4,670),

showing that reclassifications are playing some role in the increase over the year.

2. Public Sector Employment by Devolved and Reserved Responsibility; Headcount

The devolved public sector covers those bodies which are the responsibility of the Scottish Government or Scottish Parliament while the reserved public sector in Scotland covers those bodies for which the UK Government has ministerial responsibility.

The devolved public sector headcount was 3,410 (0.6%) higher in June 2023 compared with June 2022 and the reserved public sector was 1,260 (2.3%) higher.

In the devolved public sector, Public Corporations saw the largest percentage increase (3.4%) over the year, while Further Education Colleges saw the largest percentage decrease (-3.5%).

The largest increase in headcount over the year was in the NHS (increasing by 1,610) and the largest decrease was in Further Education Colleges (decreasing by 460).

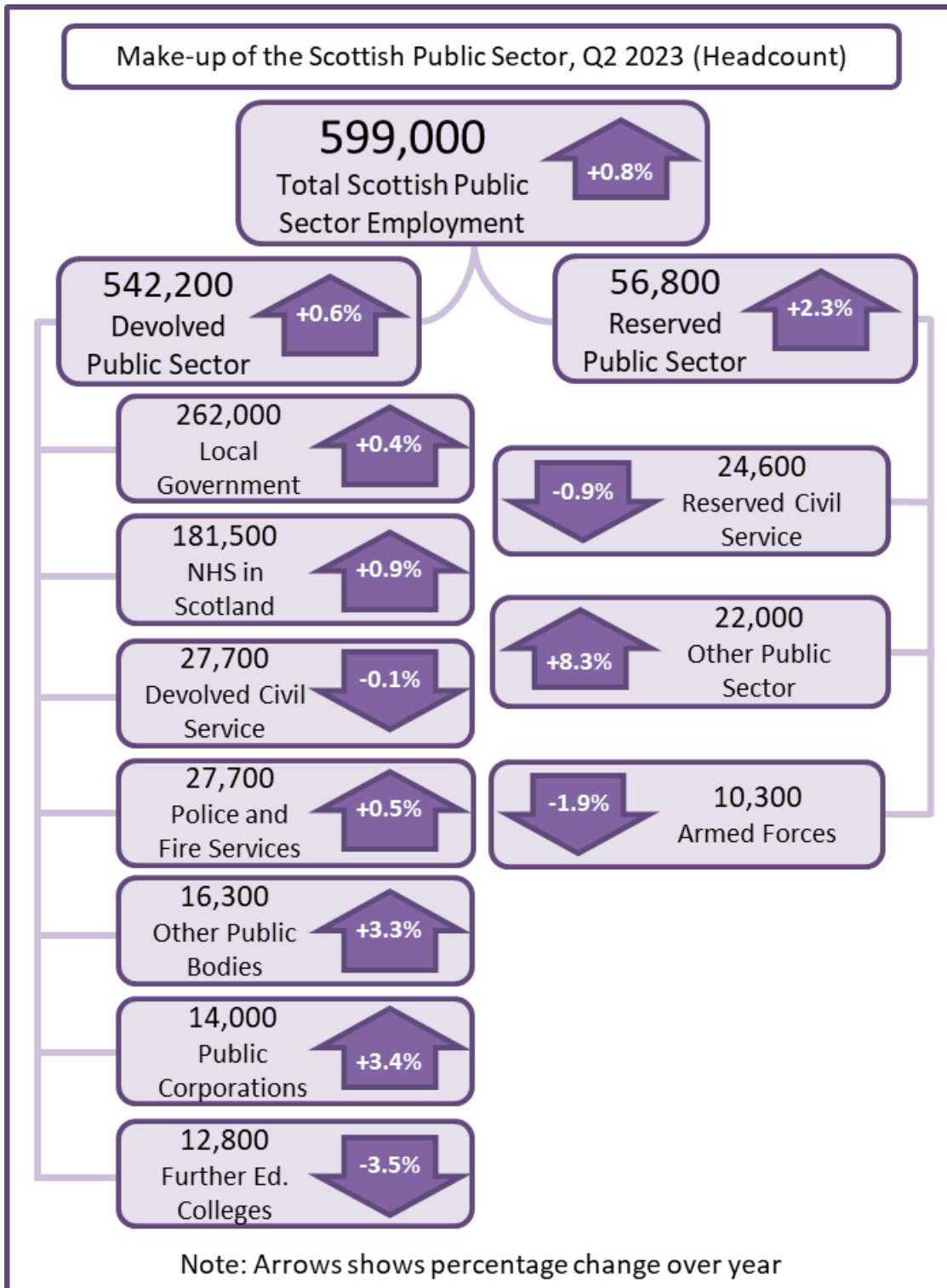
In the Reserved public sector, the Other Public Sector⁶ saw the largest percentage increase (8.3%), while the Armed Forces had the largest percentage decrease (-1.9%).

Changes in the devolved and reserved public sector are explored in more detail in sections 3 and 4 respectively.

⁶ For the Reserved sector: Public corporations, public sector financial institutions and public bodies have been combined into 'other public sector' to ensure individual organisation employment figures are not disclosed.

Figure 4: Both the Devolved and Reserved public sectors have increased over the year

Breakdown of Public Sector⁷ employment (Headcount) in Scotland and annual change from June 2022 to June 2023



Source: Public Sector Employment in Scotland, Quarter 2 2023

⁷ For further details on the make-up of the Scottish Public Sector, please see the background notes for this publication on the [About public sector employment statistics – background notes webpage](#)

3. Devolved Public Sector Employment in Scotland; Headcount

The devolved public sector includes:

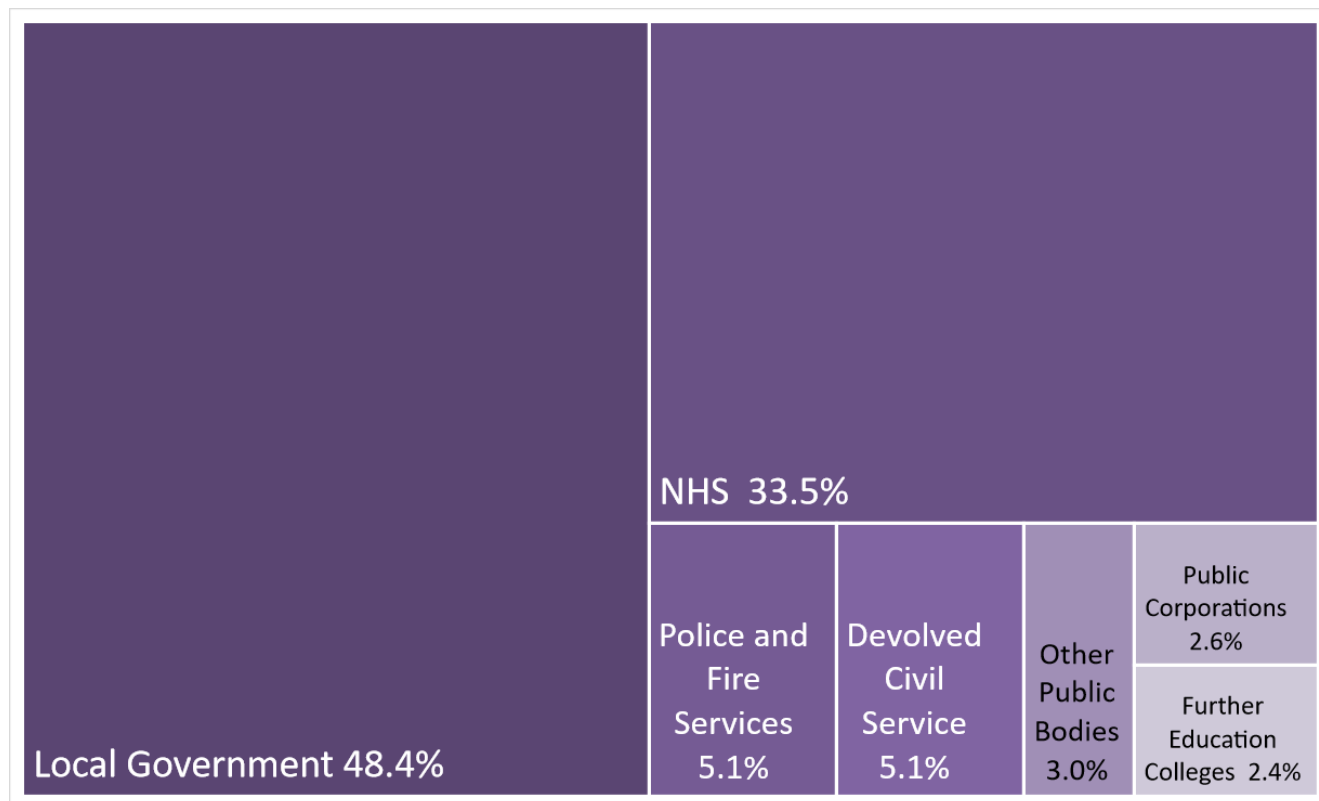
- Devolved Civil Service
- Local Government, covering Scottish Local Authorities, Police and Fire Services (up to Q1 2013), Valuation Joint Boards and Regional Transport Partnerships
- Police and Fire Services (Q2 2013 onwards)
- NHS in Scotland
- Further Education Colleges
- Devolved Public Corporations
- Other Devolved Public Bodies (which covers Non-Departmental Bodies and other bodies).

Employment in the devolved public sector was 542,200 in June 2023. This is 3,410 (0.6%) higher than in June 2022. This increase is largely due to an increase in the NHS of 1,610 (0.9%), Local Government of 1,170 (0.4%) and growth in Social Security Scotland⁸ (included within the Devolved Civil Service).

⁸ Further information on employment for Social Security Scotland is available in the [Social Security Scotland statistics publication](#)

Figure 5: Local Government and NHS employ the largest number of people in the Devolved Public Sector

Breakdown of Devolved Public Sector employment (Headcount) in Scotland as at June 2023



Note: Totals may not equal the sum of the individual parts due to rounding
 Source: Public Sector Employment in Scotland, Quarter 2 2023

The increase over the year in the devolved public sector headcount was due to the following changes (changes are given from June 2022 to June 2023):

- employment in NHS increased by 1,610 (0.9%) to 181,500 ⁹
- employment in Local Government increased by 1,170 (0.4%) to 262,000
- employment in Other Public Bodies increased by 530 (3.3%) to 16,300
- employment in Public Corporations increased by 460 (3.4%) to 14,000
- employment in Police and Fire Related Services increased by 130 (0.5%) to 27,700

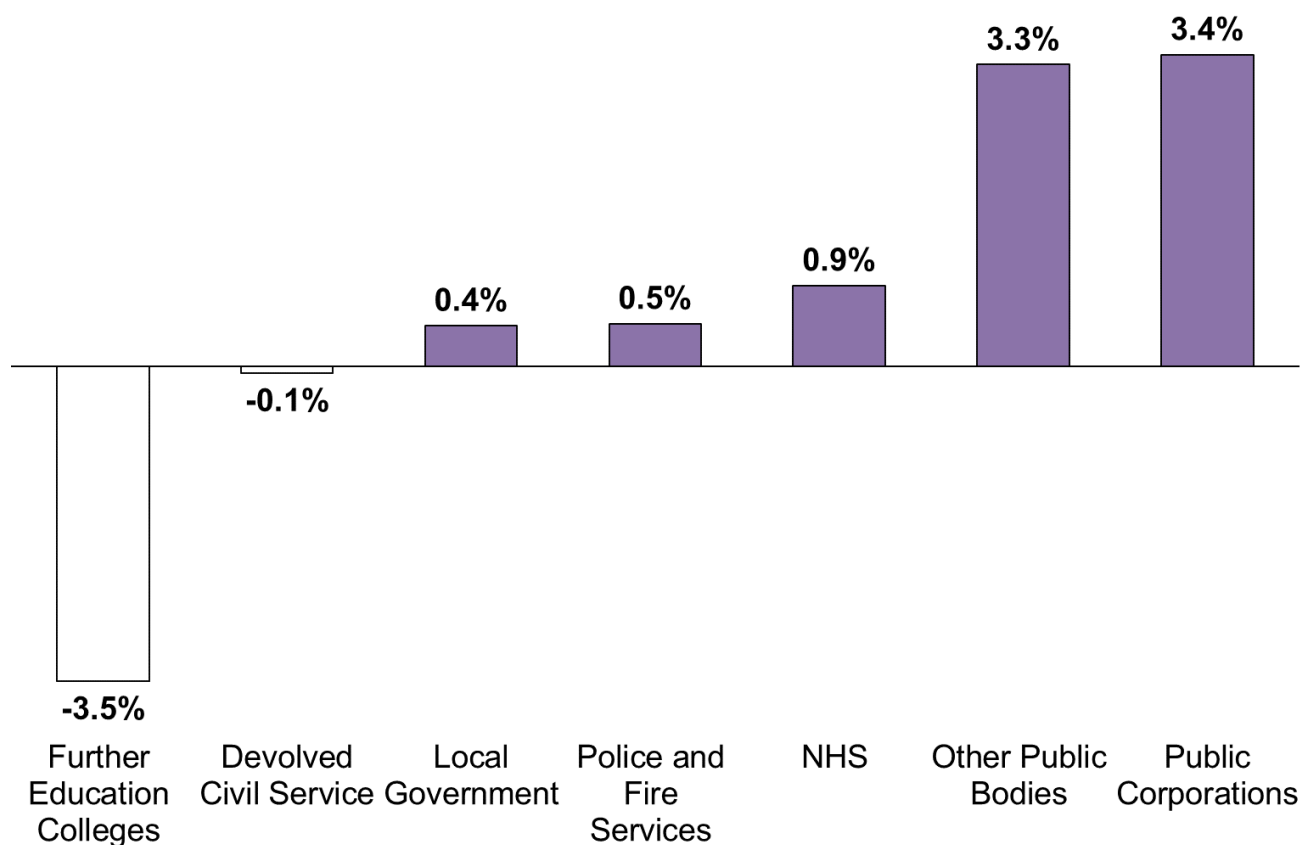
⁹ A detailed breakdown of NHS employment by staffing group was published by NHS Education for Scotland (NES) on 6 June 2023, with data relating to 31 March 2023 in their [NHS Scotland official workforce statistics publication](#)

while:

- employment in Further Education Colleges decreased by 460 (-3.5%) to 12,800
- employment in Devolved Civil Service decreased by 20 (-0.1%) to 27,700 ¹⁰

Figure 6: Public Corporations had the largest percentage increase over the year across the Devolved Public Sector

Change in Devolved Public Sector employment (Headcount) in Scotland from June 2022 to June 2023



¹⁰ In Q1 and Q2 2022 the devolved civil service included temporary census workers employed in National Registers of Scotland. This impacts change over the year. A more detailed breakdown of the Devolved Civil Service data is published in the associated [Public Sector Employment data web tables](#)

4. Reserved Public Sector Employment in Scotland; Headcount

The reserved public sector employment includes:

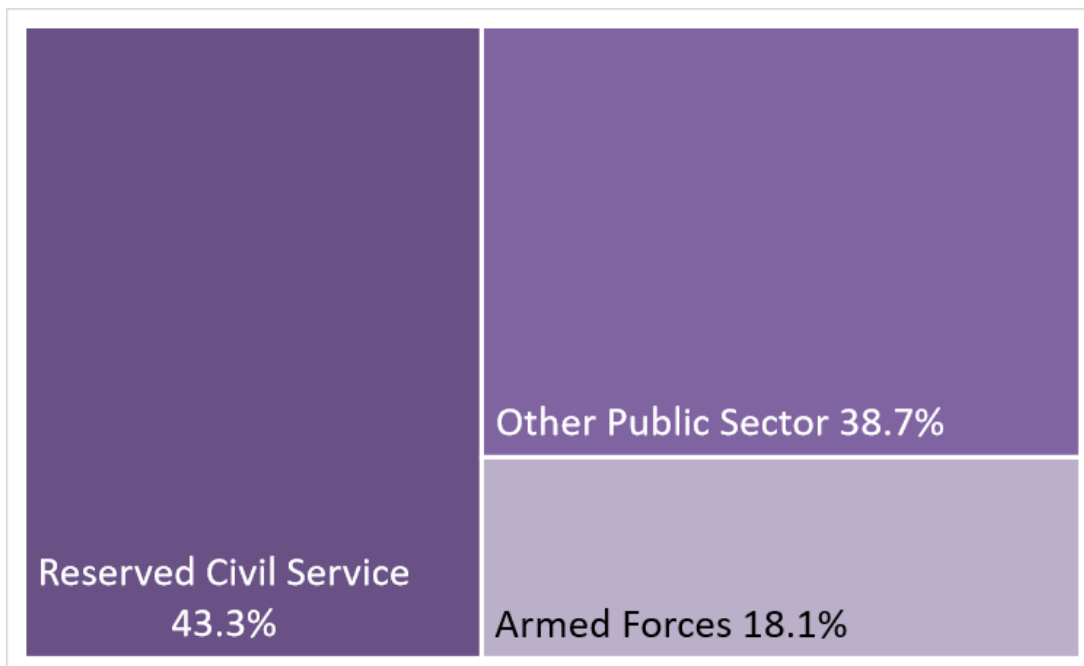
- Reserved Civil Service
- Armed Forces
- Other Public Sector (which covers Public Sector Financial Institutions, Non-Departmental Bodies and Other Bodies)

The number of people employed in the reserved public sector in June 2023 was 56,800. This was 1,260 (2.3%) higher than in June 2022.

Figure 7 shows the size of each group in the reserved public sector as at June 2023.

Figure 7: Reserved Civil Service employs the largest number of people in the Reserved Public Sector

Breakdown of Reserved Public Sector employment (Headcount) in Scotland as at June 2023



Source: Public Sector Employment in Scotland, Quarter 2 2023.

Note: Totals may not equal the sum of the individual parts due to rounding.

The increase over the year in the overall reserved public sector headcount was due to the following changes (changes are given from June 2022 to June 2023):

- employment in Other Public Sector increased by 1,680 (8.3%) to 22,000

while:

- employment in Armed Forces decreased by 200 (-1.9%) to 10,300
- employment in the Reserved Civil Service decreased by 210 (-0.9%) to 24,600

Tables

[Tables showing the Public Sector Employment time series](#) are available as supporting documents. These tables include comparisons for 1999 and 2017 to 2023 only. They give further breakdowns of the Devolved and Reserved Public Sectors for both headcount and full-time equivalent employment.

A complete time series, including all quarters back to Q1 1999, is provided in the [Public Sector Employment web tables](#).

About this publication

How to access background or source data

The data collected for this statistical publication are available via web-tables on the [Public Sector Employment Statistics web tables](#).

Major Reclassifications

An outline of major reclassifications which have taken place in the Scottish public sector since 2013 are summarised on the [about Public Sector Employment statistics – classifications webpage](#)

A separate public sector series excluding the effects of these major reclassifications has been included in this publication to show the impact of the reclassifications on the number of people employed in the public sector.

More information is available on the [Public Sector Employment Web Section](#).

National Accounts Classifications

An outline of National Accounts classifications which have taken place in the Scottish public sector since 2015 are summarised on the [about Public Sector Employment statistics – classifications webpage](#)

Public Sector Employment Web section

The [Public Sector Employment Web section](#) provides additional information to this National Statistics publication, including the [Public Sector Employment data web tables](#)

The web section includes detailed information on:

- local government employment by local authority for the current quarter. A time series of total local government employment from Q1 1999 and by gender from Q1 2011
- detailed tables showing a full time series of data for all quarters back to Q1 1999 are also available to download
- background notes outlining the methodology used to compile this series

UK Comparisons

Public Sector Employment for Government Office Regions and Nations of the UK can be found in the [Office for National Statistics \(ONS\) Public Sector Employment publication tables](#).

Comparisons to UK data should be made using non-seasonally adjusted UK data.

Background Notes

Statistics prior to Q1 2008 are estimates. These have been calculated using the total UK reserved public sector employment figure and applying to Scotland on a pro-rata basis as regional level data has only been collected from Q1 2008 onwards.

Background notes about the information contained in our PSE series are available on the [about Public Sector Employment statistics - background notes webpage](#)

Devolved and Reserved Civil Service Tables

Tables and commentary on the devolved and reserved civil service are not included in this summary. However, the full time series of data for the devolved civil service including Scottish Government, Scottish Government Agencies, Crown Office and Procurator Fiscal and Non-Ministerial Departments and the reserved civil service are updated and published in our associated [Public Sector Employment statistics web tables](#). Tables 5 and 6 provide the headcount figures for the devolved and reserved civil service and Tables 12 and 13 provide the full-time equivalent figures.

Related Publications

Cabinet Office publish [annual Civil Service employment statistics](#). These statistics provide more detailed information by ethnicity, gender, disability, age and earnings for Q1 each year. It is recommended that the Quarterly Public Sector Employment statistics are used when seeking to measure the size of the civil service over time. The Civil Service employment statistics bulletin was published by the ONS prior to 2019.

Further information on employment in the NHS in Scotland is published quarterly in the [NHSScotland Workforce report](#).

Further information on [employment in Social Security Scotland](#) is available, and updated quarterly.

Next Publication: December 2023

Tell us what you think

We are always interested to hear from our users about how our statistics are used, and how they can be improved.

Feedback survey

We'd appreciate it if you would complete our short [feedback survey](#) on this publication.

Enquiries

For enquiries about this publication please contact:

Labour Market Statistics Team,
OCEA EDA: Labour Market and Employability Statistics Unit
Telephone: 0131 244 6773
e-mail: lmstats@gov.scot

For general enquiries about Scottish Government statistics please contact:

Office of the Chief Statistician
e-mail: statistics.enquiries@gov.scot

Join our mailing list

If you would like to receive notification about statistical publications, or find out about consultations on our statistics please join the [ScotStat mailing list](#).

Future publications

Details of future publications can be found on our [forthcoming publications](#) page.