

Planning Performance Statistics 2019/20

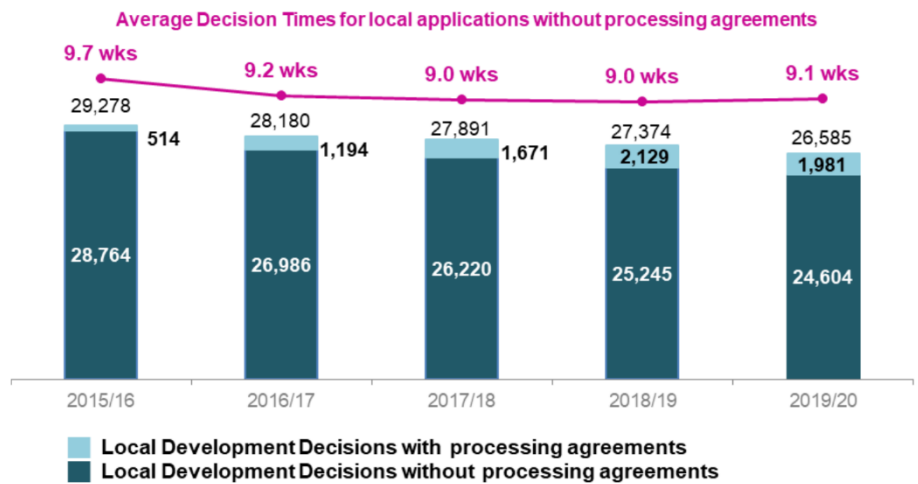
In 2019/20 Planning Authorities decided 26,585 local planning applications and 307 major planning applications.

The figures include applications subject to processing agreements.



Slight increase in average decision time for local developments

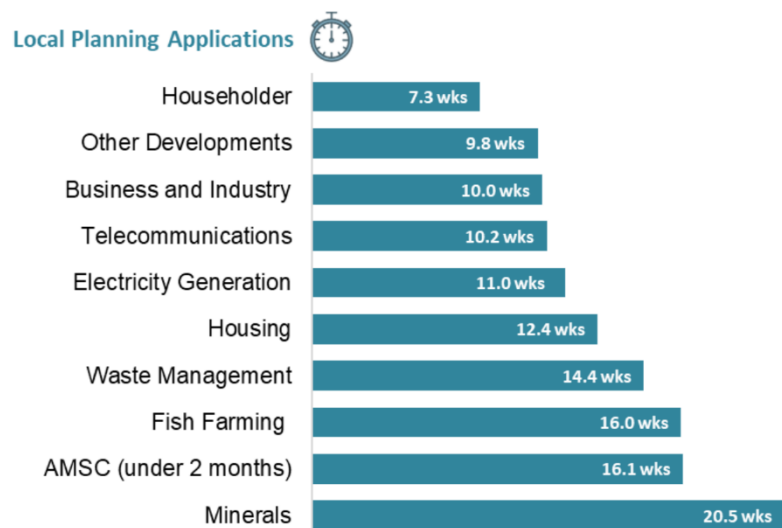
The average decision time for local development applications was 9.1 weeks, slower by less than a day than the previous year which had been the quickest annual average since this data collection started.



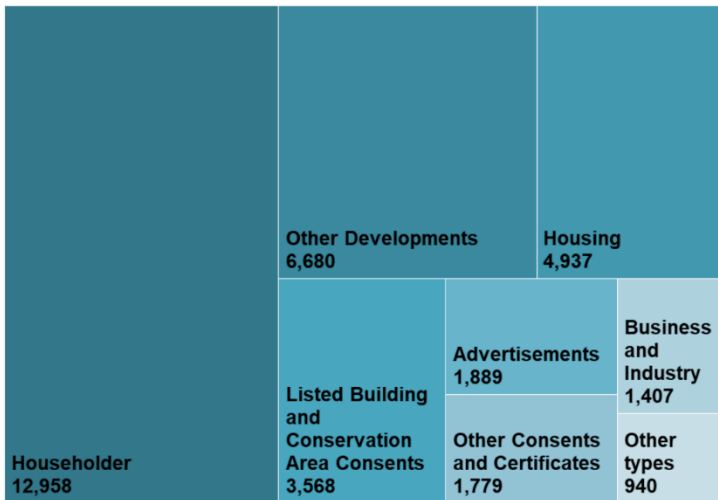
Local development decisions were quickest for householders

In 2019/20 the quickest average decision time was for householders making changes to their property, 7.3 weeks.

The longest was for applications for mineral developments, 20.5 weeks.



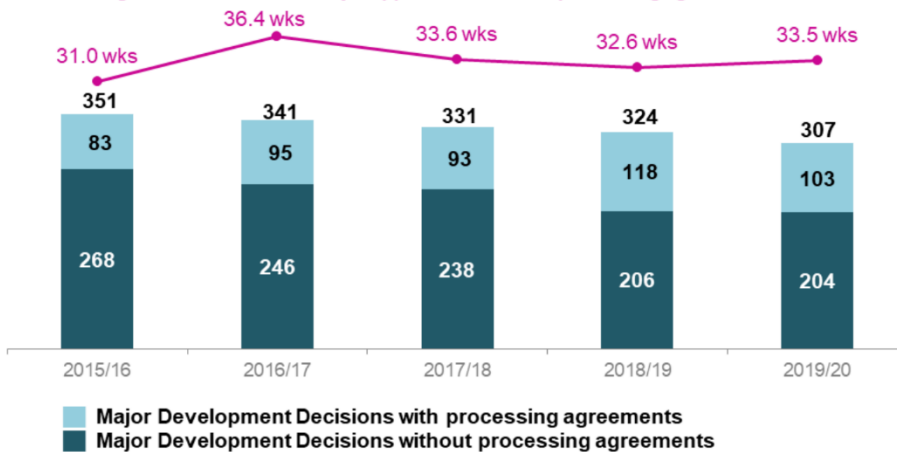
Planning Applications by Development Type, 2019/20



More than a third of planning applications made by householders

In 2019/20 householders making property changes made more than a third (38%) of all applications, 12,958 out of 34,158. Housing applications were the third largest group with 4,937 applications, 14% of the total.

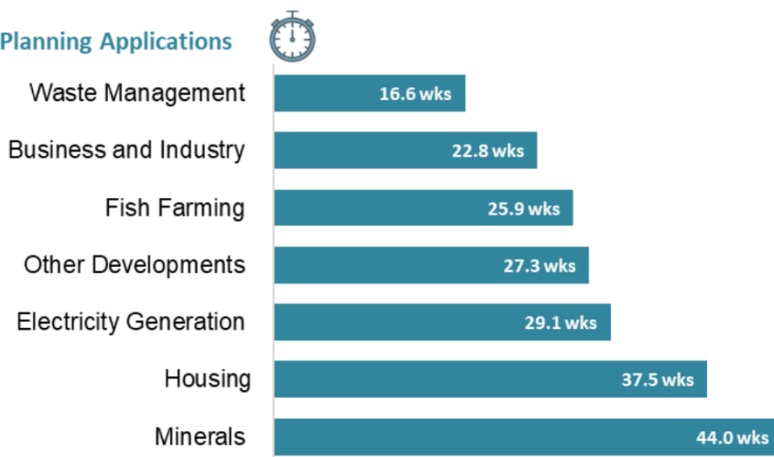
Average Decision Times for major applications without processing agreements



Increase in decision time for major developments

The average decision time for major development applications not subject to processing agreements was 33.5 weeks, almost a week slower than in 2018/19. 34% of all major development applications were subject to a processing agreement.

Major Planning Applications

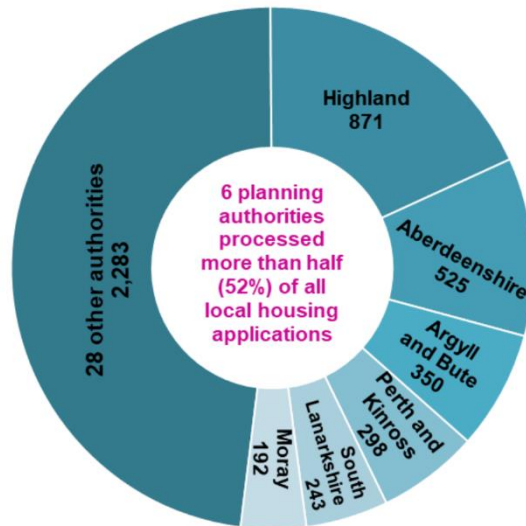


Major development decisions were quickest for waste management applications

In 2019/20 the quickest average decision time for major developments was for waste management applications, 16.6 weeks. Mineral developments were longest at an average of 44.0 weeks.

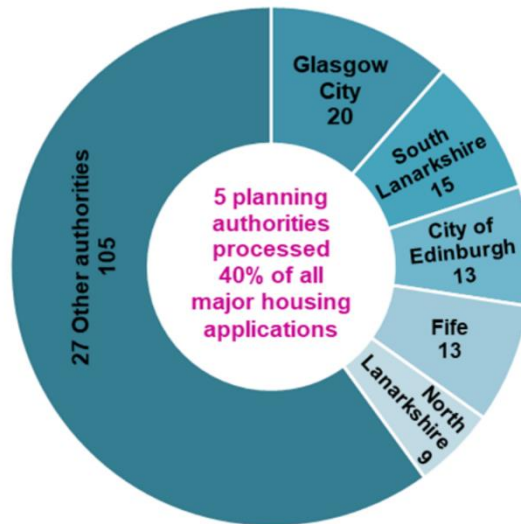
More than half of local housing applications processed by six local authorities

In 2019/20 52% of local housing applications were processed by six local authorities. Highland had the highest number (871), 18% of the Scotland total.



40% of all major housing applications processed by five local authorities

40% of major housing applications were processed by five local authorities in 2019/20. Glasgow City had the most (20), 11% of the Scotland total.



In 2019/20 most planning applications were approved

94.2% of all planning applications determined in 2019/20 were approved by planning authorities.

94.2% of all planning applications approved ✓