

# Local Use of SHS / SHCS / SSCQ

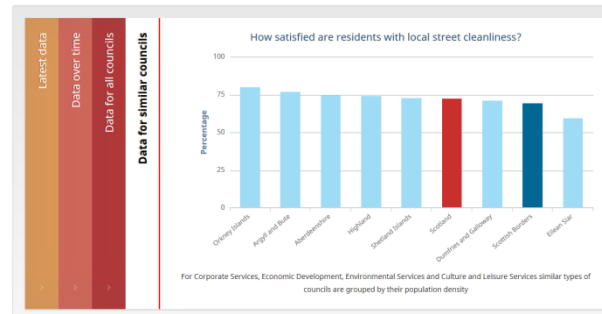
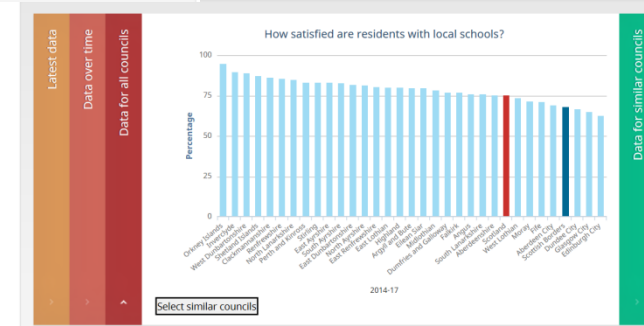
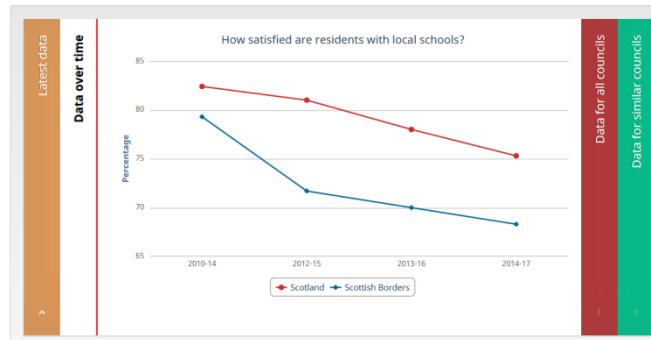
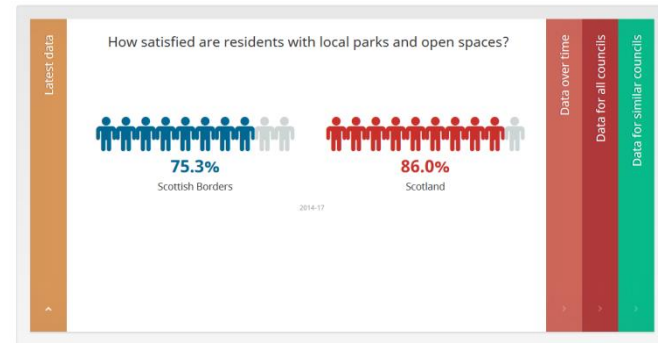
Erin Murray: Scottish Borders Council

29 March 2018

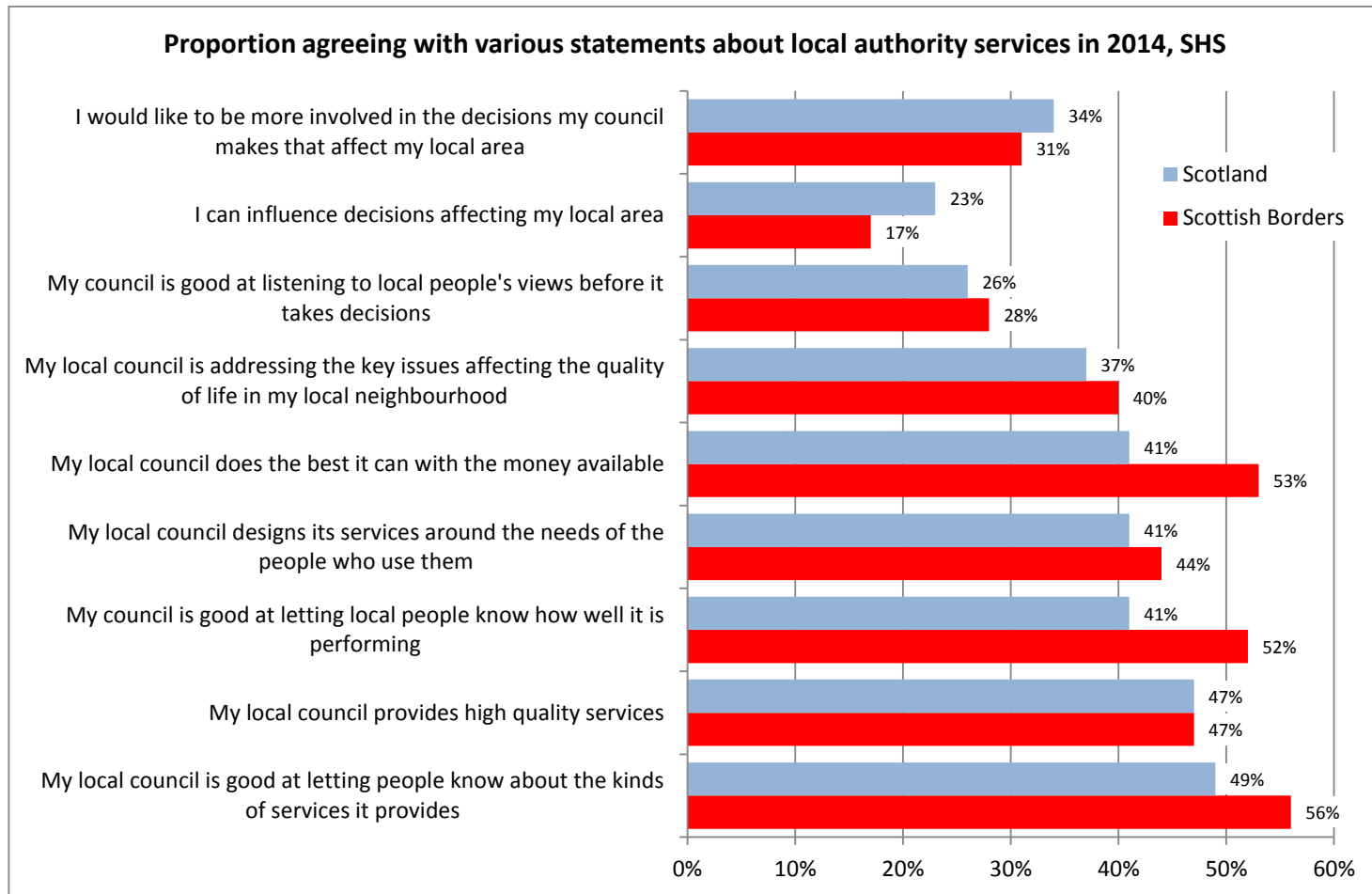
# LGBF

## Satisfaction with:

- Local Schools
- Refuse Collection
- Street Cleanliness
- Parks and Open Spaces
- Leisure Facilities
- Libraries
- Museums & Galleries



# SB Strategic Assessment 2016



# Equalities Monitoring

## Equality and Diversity in the Scottish Borders - Statistics

SBC uses the SSQS to help with equalities monitoring:

- Ethnicity
- Religion
- Sexual Orientation
- Fuel poverty from SHCS

<p>2016 population of Scottish Borders - 114,530 (National Records of Scotland Vital Events)                  1,005 births in the Scottish Borders (8.8 per 1,000 compared to 10.1 for Scotland)                  1,277 deaths in the Scottish Borders (11.1 per 1,000 compared to 10.5 for Scotland)</p>																											
<p>Age Groups 2016 (National Records of Scotland)                  16.6% of the Scottish Borders population is under the age of 15 (16.9% Scotland)                  59.6% of the Scottish Borders population aged 16 to 64 (64.6% Scotland)                  23.8% of the Scottish Borders Population is aged 65 or older (18.5% Scotland)</p>		<p>Life Expectancy 2014-2016 (National Records of Scotland)</p> <table border="1"> <thead> <tr> <th></th> <th colspan="2">Scottish Borders</th> <th colspan="2">Scotland</th> </tr> <tr> <th></th> <th>Male</th> <th>Female</th> <th>Male</th> <th>Female</th> </tr> </thead> <tbody> <tr> <td>At Birth</td> <td>78.6</td> <td>82.6</td> <td>77.1</td> <td>81.1</td> </tr> <tr> <td>At Aged 65</td> <td>18.2</td> <td>20.4</td> <td>17.4</td> <td>19.7</td> </tr> </tbody> </table>			Scottish Borders		Scotland			Male	Female	Male	Female	At Birth	78.6	82.6	77.1	81.1	At Aged 65	18.2	20.4	17.4	19.7				
	Scottish Borders		Scotland																								
	Male	Female	Male	Female																							
At Birth	78.6	82.6	77.1	81.1																							
At Aged 65	18.2	20.4	17.4	19.7																							
<table border="1"> <thead> <tr> <th>Gender</th> <th>Male</th> <th>Female</th> </tr> </thead> <tbody> <tr> <td>Age 0 to 15</td> <td>50.7%</td> <td>49.3%</td> </tr> <tr> <td>Aged 16 to 64</td> <td>48.8%</td> <td>51.2%</td> </tr> <tr> <td>65+</td> <td>46.1%</td> <td>53.9%</td> </tr> <tr> <td>Total</td> <td>48.5%</td> <td>51.5%</td> </tr> </tbody> </table>		Gender	Male	Female	Age 0 to 15	50.7%	49.3%	Aged 16 to 64	48.8%	51.2%	65+	46.1%	53.9%	Total	48.5%	51.5%	<p>Workplace Earnings in the Scottish Borders (Office of National Statistics ASHE)                  Gross Weekly Pay 2017                  Male Full-Time Workers = £492.2 (Scotland = £579.9)                  Female Full-Time Workers = £402.0 (Scotland = £498.3)</p>										
Gender	Male	Female																									
Age 0 to 15	50.7%	49.3%																									
Aged 16 to 64	48.8%	51.2%																									
65+	46.1%	53.9%																									
Total	48.5%	51.5%																									
<p>Disability (2011 Census)                  30% of the Scottish Borders population have a long term health condition (deaf or partially hearing impaired; blind or partially vision impaired; learning disability; learning difficulty; developmental disorder; physical disability; mental health condition; or Other Long-term health condition). (Scotland = 30%)</p>		<p>Ethnicity (Scottish Survey Core Questions 2015)</p> <table border="1"> <thead> <tr> <th>Ethnicity</th> <th>Scottish Borders</th> <th>Scotland</th> </tr> </thead> <tbody> <tr> <td>White: Scottish</td> <td>72.8%</td> <td>78.4%</td> </tr> <tr> <td>White: Other British</td> <td>24.0%</td> <td>12.4%</td> </tr> <tr> <td>White: Polish</td> <td>Not disclosed</td> <td>1.7%</td> </tr> <tr> <td>Asian</td> <td>Not disclosed</td> <td>2.3%</td> </tr> <tr> <td>Other Ethnic Group</td> <td>Not disclosed</td> <td>1.4%</td> </tr> </tbody> </table>		Ethnicity	Scottish Borders	Scotland	White: Scottish	72.8%	78.4%	White: Other British	24.0%	12.4%	White: Polish	Not disclosed	1.7%	Asian	Not disclosed	2.3%	Other Ethnic Group	Not disclosed	1.4%						
Ethnicity	Scottish Borders	Scotland																									
White: Scottish	72.8%	78.4%																									
White: Other British	24.0%	12.4%																									
White: Polish	Not disclosed	1.7%																									
Asian	Not disclosed	2.3%																									
Other Ethnic Group	Not disclosed	1.4%																									
<p>LGBT (Scottish Borders Council – People Dept.)                  67% of young people in the Borders said they know someone who is either: Lesbian, Gay, Bisexual or Transgender.                   1.4% of adults identify as "LGB &amp; Other" (Lesbian, Gay, Bisexual or Other) (Scotland = 1.8%) (Scottish Survey Core Questions 2015)</p>		<p>Religion (Scottish Survey Core Questions 2015)</p> <table border="1"> <thead> <tr> <th>Religion</th> <th>Scottish Borders</th> <th>Scotland</th> </tr> </thead> <tbody> <tr> <td>None</td> <td>50.1%</td> <td>46.6%</td> </tr> <tr> <td>Church of Scotland</td> <td>32.0%</td> <td>27.5%</td> </tr> <tr> <td>Roman Catholic</td> <td>7.0%</td> <td>14.5%</td> </tr> <tr> <td>Other Christian</td> <td>10.3%</td> <td>7.3%</td> </tr> <tr> <td>Other Religion</td> <td>Under 1%</td> <td>3.3%</td> </tr> </tbody> </table>		Religion	Scottish Borders	Scotland	None	50.1%	46.6%	Church of Scotland	32.0%	27.5%	Roman Catholic	7.0%	14.5%	Other Christian	10.3%	7.3%	Other Religion	Under 1%	3.3%						
Religion	Scottish Borders	Scotland																									
None	50.1%	46.6%																									
Church of Scotland	32.0%	27.5%																									
Roman Catholic	7.0%	14.5%																									
Other Christian	10.3%	7.3%																									
Other Religion	Under 1%	3.3%																									
<p>Children in Low Income Families (HMRC August 2014)                  14.0% of Scottish Borders live in low income households (Scotland =18.4%); within the Scottish Borders there are 8 areas where 30% or more of the children live in low income households.</p>		<p>Fuel Poverty (Scottish House Conditions Survey 2014-16)                  34% of households in the Scottish Borders are in Fuel Poverty (Scotland 31%).                  13% are in extreme fuel poverty (Scotland 8%)</p>																									
<p>Languages in Schools (SBC SEEMIS – School Census 2017)                  38 different languages are spoken by children within Scottish Borders Schools.</p>																											
<table border="1"> <tbody> <tr> <td>Hello</td> <td>English</td> <td>Nah-mah-stay</td> <td>Hindi</td> </tr> <tr> <td>Dzien dobry</td> <td>Polish</td> <td>Ciao</td> <td>Italian</td> </tr> <tr> <td>as-salamu alaykum</td> <td>Arabic</td> <td>Guten tag</td> <td>German</td> </tr> <tr> <td>Bom-dia / Ola</td> <td>Portuguese</td> <td>Ni hao</td> <td>Chinese</td> </tr> <tr> <td>Zdravstvujte</td> <td>Russian</td> <td>Bonjour</td> <td>French</td> </tr> <tr> <td>Jembo</td> <td>Swahili</td> <td>Hola</td> <td>Spanish</td> </tr> </tbody> </table>	Hello	English	Nah-mah-stay	Hindi	Dzien dobry	Polish	Ciao	Italian	as-salamu alaykum	Arabic	Guten tag	German	Bom-dia / Ola	Portuguese	Ni hao	Chinese	Zdravstvujte	Russian	Bonjour	French	Jembo	Swahili	Hola	Spanish			
Hello	English	Nah-mah-stay	Hindi																								
Dzien dobry	Polish	Ciao	Italian																								
as-salamu alaykum	Arabic	Guten tag	German																								
Bom-dia / Ola	Portuguese	Ni hao	Chinese																								
Zdravstvujte	Russian	Bonjour	French																								
Jembo	Swahili	Hola	Spanish																								

# Local Surveys

- SHS Sample for Scottish Borders small
- SHS good sound questions
- Use SHS as a guide for questions in Scottish Borders Household Survey
- Allow for sub Scottish Borders analysis
- Use SHS as reference to service based customer satisfaction surveys

# Questions

1. How do you use SHS / SHCS / SSCQ locally?
2. What do you like? What could be improved?
3. What would you like to see in the future from SHS / SHCS / SSCQ to help you locally?