

# Scottish Maternity Care Survey 2015

## Results for NHS Ayrshire & Arran Health Board



December 2015, Official Statistics



	Page
<b>Introduction</b>	<b>3</b>
<b>Explanation of Results</b>	<b>5</b>
<b>Summary of Results</b>	<b>7</b>
<b>Chapter 1: Rated Results</b>	
<b>1.1 Rated Results - Antenatal Care</b>	<b>8</b>
<b>1.2 Rated Results - Labour and Birth</b>	<b>9</b>
<b>1.3 Rated Results - Postnatal Care</b>	<b>10</b>
<b>1.4 Rated Results - Feeding Your Baby</b>	<b>11</b>
<b>1.5 Rated Results - Care at Home After the Birth</b>	<b>11</b>
<b>Chapter 2: Information Questions</b>	<b>13</b>
<b>Chapter 3: Demographic Questions</b>	<b>21</b>
<b>Further Information</b>	<b>22</b>

## Introduction

**This report provides a summary of the results of the 2015 Scottish Maternity Care Survey for NHS Ayrshire & Arran Health Board.**

The survey was sent in May 2015 to 309 women who gave birth in NHS Ayrshire & Arran Health Board in February or March 2015.

The Scottish Maternity Care Survey was commissioned by the Scottish Government as part of the Scottish Care Experience Survey Programme. The survey provides high quality and comprehensive information on women's experiences of maternity care in 2015 and repeats the survey undertaken in 2013. The results will provide benchmark data for NHS Boards and will inform the current national review of maternity services in Scotland.

The survey was undertaken in partnership with the Nursing, Midwifery and Allied Health Professions (NMAHP) Research Unit. The Unit is funded by the Scottish Government Chief Scientist Office. The survey was carried out by a patient survey contractor, Quality Health Ltd.

The survey asked questions about women's experiences of:

- antenatal care
- care during labour and birth of their baby
- postnatal care in hospital
- feeding their baby
- care at home after the birth

The questionnaire is largely the same as the one used in 2013 and this allows for comparison of results between the two time points. A copy of the questionnaire is available at:

[www.gov.scot/Topics/Statistics/Browse/Health/maternitysurvey/2015Results](http://www.gov.scot/Topics/Statistics/Browse/Health/maternitysurvey/2015Results)

In total 119 women returned feedback on their experiences of care, a response rate of 39%. Of those women willing to provide information about themselves: 18% were under 25 years old; 52% were aged 25-34; 31% were aged 35 or over. Moreover 43% were first time mothers.

National, NHS Boards, hospital and technical reports are available at:

[www.gov.scot/Topics/Statistics/Browse/Health/maternitysurvey/2015Results](http://www.gov.scot/Topics/Statistics/Browse/Health/maternitysurvey/2015Results)

## Introduction (continued)

To find out more about what NHS Ayrshire & Arran Health Board is doing to make improvements contact:

Angela Cunningham  
Head of Midwifery & Children's Nursing  
Management Offices  
Ayrshire Maternity Unit  
University Hospital  
Crosshouse  
Kilmarnock  
KA2 OBE  
01563 825486  
[Angela.Cunningham@aaaht.scot.nhs.uk](mailto:Angela.Cunningham@aaaht.scot.nhs.uk)

## Explanation of Results

For questions where women were asked about their experiences of maternity care, results are shown as the percentage of people who answered each question positively. For example for the question: 'Did you get enough information from either a midwife or a doctor to help you decide where to have your baby?' the percentage of women who answered 'yes, definitely' is calculated as a positive score and this is shown in green in a bar chart. Those who answered 'no' are counted as percentage negative shown in red, while those answering 'yes, to some extent' are shown as 'partially positive' in yellow (see below).

Question	Number of responses	Response			% Positive 2015	Change from 2013	Difference from Scotland 2015
		Positive	Neutral	Negative			
<b>1.1 Rated Results - Antenatal Care</b>							
B6. Got enough information from either midwife or doctor to help to decide where to have baby	500	50%	28%	23%	50%	-2%	-6% <sup>s</sup>

“% Positive 2015” shows the total percentage of women who responded positively to this question within this Health Board

“Difference from Scotland 2015” shows the difference between this Health Board’s percent positive score in 2015 and the Scottish average in the same year, with a plus or minus sign depending on whether it is above or below the Scottish average.

“Change from 2013” shows the change in the percent positive score within this Health Board since the 2013 survey.

Differences which are statistically significant are marked with an S.

During the analysis of the 2015 data, some small revisions were made to the 2013 results. Where the 2013 results have changed, these are marked with an R. More information about these revisions is available at [www.gov.scot/stats/bulletins/01191](http://www.gov.scot/stats/bulletins/01191)

For each question the results have been calculated after removing any women who said that the question did not apply to them, who ticked 'don't know / can't remember' or who did not answer at all. The data has also been weighted to provide results which are more representative of the population.

## Explanation of Results (continued)

The classification of answers as positive, partially positive or negative for each question can be found in the technical report at: [www.gov.scot/stats/bulletins/01191](http://www.gov.scot/stats/bulletins/01191)

For service information questions for example 'Did you have a single baby, twins, quads or more babies' or multiple choice questions e.g. 'Were you left alone by midwives or doctors at a time when it worried you', the results are shown in tabular form.

Finally the results for the demographic questions such as age, health status are shown at the end of this report. These results are unweighted.

A number of mothers gave birth in a different Health Board from the one in which they live. In such cases, the mothers' responses for questions relating to hospital care, labour and the birth have been included in the results for the Health Board in which they gave birth. Responses to other questions, such as those relating to antenatal care and 'care at home', have been included in the results for the Health Board in which they live.

## Summary of Results for NHS Ayrshire & Arran Health Board

This section provides the results for the four overarching questions where women were asked to rate the care that they received overall at each of the stages of their maternity care, before during and after the birth of their baby. Positive scores for these questions are based on the combination of the 'Excellent' and 'Good' answers.

The difference between the percent positive score for the Health Board and the Scottish average is shown in the final column. Differences which are statistically significant are marked with an S.

Overall how would you rate your antenatal care?

<b>Antenatal Care</b>	<b>90%</b>	<b>-2</b>
-----------------------	------------	-----------

Overall how would you rate the care you received during your labour and birth?

<b>Labour and birth</b>	<b>90%</b>	<b>-2</b>
-------------------------	------------	-----------

Overall how would you rate the care you received in hospital after the birth?












<b>Care after the birth</b>	<b>89%</b>	<b>+4</b>
-----------------------------	------------	-----------

Overall how would you rate the care you received at home after the birth?

<b>Care at home</b>	<b>88%</b>	<b>-3</b>
---------------------	------------	-----------

Question	Number of responses	Response			% Positive 2015	Change from 2013	Difference from Scotland 2015
		Positive	Neutral	Negative			
<b>1.1 Rated Results - Antenatal Care</b>							
B6. Got enough information from either midwife or doctor to help to decide where to have baby	73	58%	30%	11%	58%	-3%	+3%
B7. Given a choice about where antenatal check-ups would take place	114	17%	83%		17%	0%	-3%
B9. Same midwife seen for antenatal check-ups every time	116	80%		20%	80%	+9%	+13% <sup>S</sup>
B10. Had a named midwife	116	58%	27%	15%	58%	n/a	+6%
B11. Given enough time to ask questions or discuss pregnancy during antenatal check-ups	118	83%	14%		83%	0%	+1%
B12. Listened to during antenatal check-ups	118	86%	14%		86%	-1%	+3%
B13. Personal circumstances taken into account during antenatal check-ups	117	84%	14%		84%	n/a	+7% <sup>S</sup>
B14. Had a discussion with a Health Visitor during pregnancy	48	21%	79%		21%	n/a	-5%
B15. Had a telephone number for a midwife or midwifery team that could be contacted during pregnancy	118	99%			99%	+1%	0%
B16. Given help needed if contacted a midwife or the midwifery team during pregnancy	100	81%	15%		81%	-2% <sup>R</sup>	-3%
B17. During antenatal care, spoken to in a way that could be understood	118	83%	17%		83%	-4%	-8% <sup>S</sup>
B18. Involved enough in decisions about antenatal care	118	81%	16%		81%	-2%	0%



Question	Number of responses	Response			% Positive 2015	Change from 2013	Difference from Scotland 2015
		Positive	Neutral	Negative			
<b>1.1 Rated Results - Antenatal Care (continued)</b>							
B19. Overall rating of antenatal care	117				90%	-2%	-2%
<b>1.2 Rated Results - Labour and Birth</b>							
C1. At the very start of labour, given appropriate advice and support when contacted a midwife or the hospital	90				85%	-2%	-2%
C2. During labour, able to move around and choose most comfortable position	85				67%	-11%	-6%
C3. During pregnancy, given enough information about pain relief that could be used when giving birth	97				72%	n/a	+6%
C4. Had enough help to enable to cope with pain during labour	97				46%	n/a	-13% <sup>s</sup>
C10. Staff introduced themselves	118				88%	+1%	+4%
C11. Partner able to be involved as much as wanted during labour and birth	118				94%	-3%	-1%
C13. Concerns raised during labour and birth taken seriously	70				77%	-9%	-7%
C14. Assistance asked for during labour and birth received within a reasonable time	99				74%	-6%	-3%
C15. Spoken to in a way that could be understood during labour and birth	118				86%	-6%	-4%
C16. Involved enough in decisions about care during labour and birth	117				69%	-18% <sup>s</sup>	-7%

Question	Number of responses	Response			% Positive 2015	Change from 2013	Difference from Scotland 2015	
		Positive	Neutral	Negative				
<b>1.2 Rated Results - Labour and Birth (continued)</b>								
C17	Treated with respect and dignity during labour and birth	119	86%	12%	86%	-5%	-3%	
C18	Confidence and trust in the staff providing care during labour and birth	119	79%	17%	79%	-10% <sup>s</sup>	-4%	
C19	Overall rating of care received during labour and birth	119	90%		90%	-7% <sup>s</sup>	-2%	
<b>1.3 Rated Results - Postnatal Care</b>								
D2.	Adequacy of length of stay in hospital after the birth	112	83%	17%	83%	+5%	+5%	
D3.	Given information or explanations needed whilst receiving care in hospital after birth	118	61%	31%	8%	61%	-3%	+1%
D4.	Treated with kindness and understanding whilst receiving care in hospital after birth	118	67%	30%		67%	+1%	-3%
D6.	Cleanliness of hospital room or ward	117	80%	20%		80%	-1%	+8% <sup>s</sup>
D7.	Cleanliness of toilets and bathrooms used	117	75%	24%		75%	-5%	+11% <sup>s</sup>
D8.	Overall rating of care received in hospital after the birth	119	89%	8%		89%	+2%	+4%

Question	Number of responses	Response			% Positive 2015	Change from 2013	Difference from Scotland 2015
		Positive	Neutral	Negative			
<b>1.4 Rated Results - Feeding Your Baby</b>							
E1. Relevant information about feeding baby provided by midwives or the midwifery team during pregnancy	111	63%	28%	9%	63%	-13% <sup>S</sup>	-2%
E4. Decisions about how to feed baby respected by staff	119	80%	16%	4%	80%	-5%	-4%
E5. Consistent advice about feeding baby given by midwives and other health professionals	111	54%	28%	18%	54%	-3%	-2%
E6. Active support and encouragement about feeding baby given by midwives and other health professionals	113	52%	32%	16%	52%	-15% <sup>S</sup>	-10% <sup>S</sup>
<b>1.5 Rated Results - Care at Home After the Birth</b>							
F1. Had a telephone number for a midwife or midwifery team to contact when at home after the birth	116	96%	0%	4%	96%	-4% <sup>S</sup>	-2%
F2. Given help needed if midwife or midwifery team contacted	66	86%	9%	5%	86%	-9%	+1%
F3. Visited at home by a midwife since baby's birth	112	99%	0%	1%	99%	n/a	+1%
F5. Convenience of seeing a midwife at a clinic	25	87%	13%	0%	87%	n/a	+13% <sup>S</sup>
F7. Same midwife seen every time after the birth (at home or at clinic)	113	44%	0%	56%	44%	-8%	-7%
F8. Named midwife seen (at home or at clinic)	112	35%	36%	28%	35%	n/a	-5%
F10. Midwife seen often enough	116	77%	0%	23%	77%	-4%	-5%

Question	Number of responses	Response			% Positive 2015	Change from 2013	Difference from Scotland 2015
		Positive	Neutral	Negative			
<b>1.5 Rated Results - Care at Home After the Birth (continued)</b>							
F11. Midwife or midwives seen always listened	117	71%	22%	7%	71%	-5%	-8% <sup>S</sup>
F12. Midwife or midwives seen took personal circumstances into account when giving advice	109	78%	20%	2%	78%	0%	-3%
F13. Had confidence and trust in the midwives and midwifery team seen after going home	117	75%	22%	3%	75%	-4%	-2%
F14. Same midwife seen for both antenatal and postnatal care	114	60%	18%	23%	60%	+9% <sup>R</sup>	+9%
F15. Received help and advice from health professionals about baby's health and progress (in the six weeks after the birth)	118	77%	23%	0%	77%	-8%	+3%
F16. Received help and advice from a midwife or health visitor about feeding baby (in the six weeks after the birth)	107	59%	30%	12%	59%	-7%	-8%
F17. Told by midwife to arrange a postnatal check-up of own health	118	93%	0%	7%	93%	+1%	+1%
F18. Given enough information about own physical recovery after the birth	118	53%	33%	14%	53%	n/a	-3%
F19. Given enough information about any emotional changes that might be experienced after the birth	115	49%	36%	15%	49%	-8%	-8%
F20. Told who could contact if advice needed about emotional changes experienced after the birth	107	70%	0%	30%	70%	n/a	-7%
F22. Overall rating of care received at home after the birth	118	88%	10%	2%	88%	-7% <sup>S</sup>	-3%

## 2.0 Information Questions

The tables below show results for questions that did not fit into the percent positive format used elsewhere within this report. These tables show the percentage of respondents within this Health Board who selected each response option when answering these questions in 2013 and 2015. The overall results from Scotland 2013 and 2015 are also shown.

### 2.1 Information Questions - Dates and Your Baby

A1. Did you give birth to a single baby, twins or more in your most recent pregnancy?	Health Board		Scotland	
	2013	2015	2013	2015
A single baby	99%	97%	99%	98%
Twins	1%	3%	1%	2%
Triplets, quads or more	0%	0%	0%	0%

A2. Roughly how many weeks pregnant were you when your baby was born?	Health Board		Scotland	
	2013	2015	2013	2015
Before I was 37 weeks pregnant	7%	6%	7%	8%
When I was 37 weeks pregnant or more	93%	94%	93%	92%

## 2.2 Information Questions - Antenatal Care

B1. Who was the first health professional you saw when you thought you were pregnant?	Health Board		Scotland	
	2013	2015	2013	2015
GP / family doctor	34%	37%	60%	50%
Midwife	61%	57%	35%	43%
Other	5%	6%	5%	6%

B2. Roughly how many weeks pregnant were you when you first saw this health professional about your pregnancy care?	Health Board		Scotland	
	2013	2015	2013	2015
When I was 0 to 6 weeks pregnant	56% <sup>R</sup>	59%	58% <sup>R</sup>	56%
When I was 7 to 12 weeks pregnant	42% <sup>R</sup>	40%	38% <sup>R</sup>	40%
When I was 13 or more weeks pregnant	3% <sup>R</sup>	1%	4% <sup>R</sup>	3%

B3. Roughly how many weeks pregnant were you when you had your 'booking' appointment (when you were given your notes, were seen by a midwife)?	Health Board		Scotland	
	2013	2015	2013	2015
When I was 0 to 7 weeks pregnant	25% <sup>R</sup>	34%	16% <sup>R</sup>	20%
When I was 8 or 9 weeks pregnant	49% <sup>R</sup>	45%	35% <sup>R</sup>	41%
When I was 10 or 11 weeks pregnant	14% <sup>R</sup>	10%	19% <sup>R</sup>	18%
When I was 12 weeks pregnant	5% <sup>R</sup>	8%	18% <sup>R</sup>	14%
When I was 13 or more weeks pregnant	7% <sup>R</sup>	4%	13% <sup>R</sup>	7%

B4. Were you offered any of the following choices about where to have your baby?	Health Board		Scotland	
	2013	2015	2013	2015
I was offered a choice of hospitals	13%	13%	41%	36%
I was offered a choice of giving birth in a midwife led unit or birth centre	24%	17%	23%	24%
I was offered a choice of giving birth in a consultant led unit	15%	10%	12%	12%
I was offered a choice of giving birth at home	32%	20%	25%	25%
I was not offered any choices	30%	31%	25%	24%
I had no choices due to medical reasons	11%	18%	13%	15%

## 2.2 Information Questions - Antenatal Care (continued)

B5. Before your baby was born, did you plan to have a home birth?	Health Board		Scotland	
	2013	2015	2013	2015
Yes	2%	0%	2%	2%
No	98%	100%	98%	98%

B8. Which of the following health professionals did you see for your antenatal check-ups?	Health Board		Scotland	
	2013	2015	2013	2015
Midwife	99%	97%	98%	98%
GP / family doctor	7%	4%	12%	8%
Hospital Doctor	34%	35%	37%	37%
Other	0%	0%	1%	2%

## 2.3 Information Questions - Labour and Birth

C5. Where was your baby born?	Health Board		Scotland	
	2013	2015	2013	2015
In hospital	n/a	100%	n/a	98%
At home	n/a	0%	n/a	1%
Other	n/a	0%	n/a	0%

C6. Thinking about the birth of your baby, what type of delivery did you have?	Health Board		Scotland	
	2013	2015	2013	2015
A normal vaginal delivery	61%	48%	56%	53%
An assisted vaginal delivery	11%	13%	14%	14%
A planned caesarean delivery	12%	19%	13%	16%
An emergency caesarean delivery	16%	21%	17%	17%

C7. Where did you give birth?	Health Board		Scotland	
	2013	2015	2013	2015
On a bed	84%	71%	88%	87%
On a mat on the floor	3%	12%	2%	3%
In a water or birthing pool	8%	16%	6%	7%
Other	5%	1%	4%	4%

C8. What position were you in when your baby was born?	Health Board		Scotland	
	2013	2015	2013	2015
Sitting / sitting supported by pillows	19%	17%	19%	17%
On my side	20%	7%	7%	5%
Standing, squatting or kneeling	18%	13%	14%	15%
Lying flat / lying supported by pillows	24%	32%	26%	27%
Lying with legs in stirrups	16%	27%	31%	34%
Other	4%	3%	3%	2%



## 2.3 Information Questions - Labour and Birth (continued)

C9. Did you have skin to skin contact (baby naked, directly on your chest or tummy) with your baby shortly after the birth?	Health Board		Scotland	
	2013	2015	2013	2015
Yes	96%	93%	90%	92%
Yes, but I did not want this	0%	0%	1%	0%
No	4%	7%	9%	8%

C12. Were you (and/or your partner or a companion) left alone by midwives or doctors at a time when it worried you?	Health Board		Scotland	
	2013	2015	2013	2015
Yes, during early labour	4%	11%	10%	9%
Yes, during the later stages of labour	4%	7%	7%	6%
Yes, during the birth	0%	2%	1%	2%
Yes, shortly after the birth	1%	6%	6%	5%
No, not at all	91%	82%	80%	81%

## 2.4 Information Questions - Postnatal Care

D1. How long did you stay in hospital after your baby was born?	Health Board		Scotland	
	2013	2015	2013	2015
Up to 12 hours	14%	9%	11%	11%
More than 12 hours but less than 24 hours	18%	12%	16%	15%
1 to 2 days	39%	49%	36%	40%
3 to 4 days	21%	21%	25%	22%
5 or more days	8%	9%	12%	11%

D5. Thinking about your stay in hospital, if your partner or someone else close to you was involved in your care, were they able to stay with you as much as you wanted?	Health Board		Scotland	
	2013	2015	2013	2015
Yes	n/a	72%	n/a	58%
No, as they were restricted to visiting hours	n/a	15%	n/a	32%
No, as there was no accommodation for them in hospital	n/a	11%	n/a	12%
No, they were not able to stay for another reason	n/a	2%	n/a	2%
I did not have a partner or companion with me	n/a	1%	n/a	1%

## 2.5 Information Questions - Feeding Your Baby

E2. In the first few days after the birth how was your baby fed?	Health Board		Scotland	
	2013	2015	2013	2015
Breast milk (or expressed breast milk) only	43%	42%	49%	52%
Both breast and formula (bottle) milk	19%	13%	21%	19%
Formula (bottle) milk only	37%	43%	30%	28%
Other	1%	2%	1%	1%
Not sure	0%	0%	0%	0%

E3. Did you ever try to breastfeed your baby (even if it was only once)?	Health Board		Scotland	
	2013	2015	2013	2015
Yes	19%	24%	23%	23%
No	81%	76%	77%	77%

## 2.6 Information Questions - Care at Home After the Birth

F4. Since your baby's birth have you seen a midwife at a clinic?	Health Board		Scotland	
	2013	2015	2013	2015
Yes	n/a	22%	n/a	28%
Yes, but I had to contact them to arrange this	n/a	0%	n/a	1%
No, this was not offered	n/a	64%	n/a	58%
No, I was visiting or staying near my baby in a neonatal unit (NNU, NICU, SCBU)	n/a	3%	n/a	3%
No, for another reason	n/a	10%	n/a	10%

F6. Were you given a choice about where you saw a midwife?	Health Board		Scotland	
	2013	2015	2013	2015
Yes	n/a	16%	n/a	20%
No	n/a	84%	n/a	80%

F9. How many times in total did you see a midwife after you went home?	Health Board		Scotland	
	2013	2015	2013	2015
1-2 times	8% <sup>R</sup>	7%	9% <sup>R</sup>	11%
3-4 times	52% <sup>R</sup>	49%	50% <sup>R</sup>	50%
5-6 times	27% <sup>R</sup>	27%	26% <sup>R</sup>	25%
7 times or more	13% <sup>R</sup>	17%	14% <sup>R</sup>	13%

F21. Were you given information or offered advice from a health professional about contraception?	Health Board		Scotland	
	2013	2015	2013	2015
Yes	98%	96%	92% <sup>R</sup>	95%
No	2%	4%	8% <sup>R</sup>	5%

## 3.0 Demographic Questions

The tables below show the socio-demographic characteristics of patients who responded to the survey in 2013 and 2015. These tables show the percentage of patients within this Health Board who selected each response option when answering these questions. The overall results from Scotland 2013 and 2015 are also shown.

G1. Age band (derived from the question "What year were you born?")	Health Board		Scotland	
	2013	2015	2013	2015
Under 24	19%	18%	15%	10%
25-34	57%	52%	57%	60%
Over 35	24%	31%	28%	30%

G2. Have you had a previous pregnancy?	Health Board		Scotland	
	2013	2015	2013	2015
Yes	64%	57%	58%	58%
No	36%	43%	42%	42%

G4. How would you rate your health in general?	Health Board		Scotland	
	2013	2015	2013	2015
Very good	62%	48%	54%	55%
Good	35%	42%	40%	39%
Fair	4%	9%	5%	5%
Bad	0%	0%	0%	0%
Very bad	0%	0%	0%	0%

## An Official Statistics Publication for Scotland

Official and National Statistics are produced to high professional standards set out in the Code of Practice for Official Statistics. Both undergo regular quality assurance reviews to ensure that they meet customer needs and are produced free from any political interference.

### Correspondence and enquiries

For enquiries about this publication please contact:

Emma Milburn,

Health Analytical Services, Scottish Government

Telephone: 0131 244 5910

e-mail [patientexperience@gov.scot](mailto:patientexperience@gov.scot)

For general enquiries about Scottish Government statistics please contact:

Office of the Chief Statistician

Telephone: 0131 244 0442

e-mail [statistics.enquiries@scotland.gsi.gov.uk](mailto:statistics.enquiries@scotland.gsi.gov.uk)

### How to access background or source data

The technical report for this survey is available at: tbc

The data collected for this statistical bulletin may be made available on request, subject to consideration of legal and ethical factors. For further information please contact [patientexperience@gov.scot](mailto:patientexperience@gov.scot).

### Complaints and suggestions

If you are not satisfied with our service or have any comments or suggestions, please write to the Chief Statistician, 3WR, St Andrew's House, Edinburgh, EH1 3DG, Telephone: (0131) 244 0302, email [statistics.enquiries@gov.scot](mailto:statistics.enquiries@gov.scot)

If you would like to be consulted about statistical collections or receive notification of publications, please register your interest at [www.gov.scot/scotstat](http://www.gov.scot/scotstat)

Details of forthcoming publications can be found at [www.gov.scot/statistics](http://www.gov.scot/statistics)

### Crown Copyright

You may use or re-use this information (not including logos) free of charge in any format or medium, under the terms of the Open Government. See:

[www.nationalarchives.gov.uk/doc/open-government-licence/](http://www.nationalarchives.gov.uk/doc/open-government-licence/)