

# Statistical Bulletin

## Crime and Justice Series

A National Statistics Publication for Scotland

### RECORDED CRIMES AND OFFENCES INVOLVING FIREARMS, SCOTLAND, 2011-12

4 December 2012

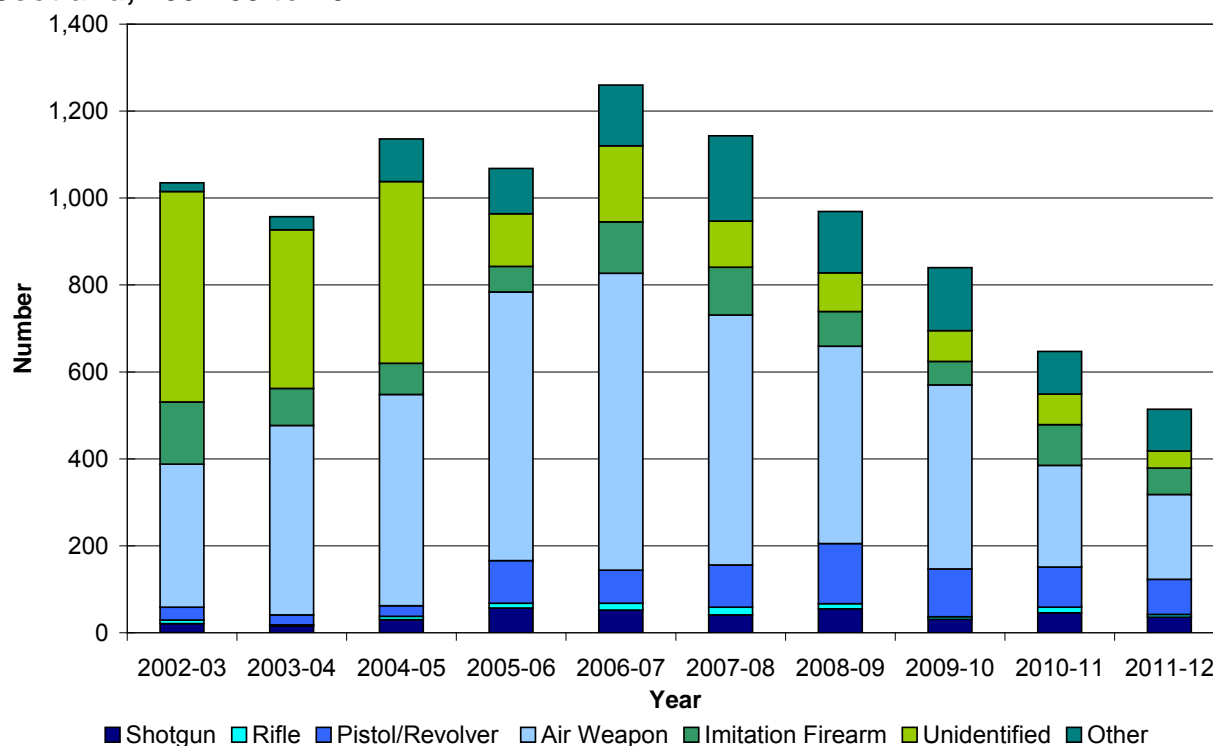


#### 1. Introduction

This bulletin is part of a series of bulletins produced by the Scottish Government on the criminal justice system. It provides information on those crimes and offences recorded by the police in which a firearm was **alleged** to have been involved or where a firearm was stolen.

Not all such crimes and offences are reported to the police. The extent of under-reporting is likely to vary considerably according to the seriousness of the crime or offence; for example, armed robberies are much more likely to be reported to the police than malicious damage caused by the firing of an air weapon. Moreover, the propensity of the public to report crimes and offences to the police is influenced by a number of factors and may therefore change over time; thus trends in the number of crimes and offences recorded may differ from trends in the number of crimes and offences actually committed.

**Chart 1: Main firearm recorded in offences involving the alleged use of a firearm, Scotland, 2002-03 to 2011-12**



## **CONTENTS**

	<b>Page</b>
1. Introduction.....	1
2. Main Points.....	4
3. Commentary .....	6
3.1 Offences involving firearms.....	6
3.2 Main firearm recorded .....	7
3.3 Firearm use .....	8
3.4 Location of firearm offence.....	10
3.5 Victim characteristics .....	10
3.6 Clear up rates.....	11
3.7 Accused characteristics .....	11
3.8 Offences by police force area .....	12
3.9 Stolen firearms .....	13
3.10 Minor Firearms Act 1968 offences .....	13
4. Notes on statistics used in this bulletin .....	31
4.1 Data Returns .....	31
4.2 Legislation.....	31
4.3 Crimes and offences cleared up.....	32
4.4 Statistical issues.....	33
4.5 Classification.....	35
4.6 Other .....	36

## **List of Tables**

Table 1: Offences in which a firearm was alleged to have been involved, Scotland, 2002-03 to 2011-12.....	14
Table 1A: Offences in which an identified firearm, other than an air weapon, was alleged to have been involved, Scotland, 2002-03 to 2011-12.....	15
Table 2: Offences in which a firearm was alleged to have been involved as a percentage of (selected) total recorded crimes, Scotland, 2002-03 to 2011-12 .....	16
Table 3: Main firearm recorded in offences involving the alleged use of a firearm, Scotland, 2002-03 to 2011-12.....	17
Table 3A: Main firearm recorded as a percentage of the total number of offences in which a firearm was alleged to have been involved, Scotland, 2002-03 to 2011-12 .....	17
Table 4: Offences in which a firearm was alleged to have been involved by main firearm recorded, Scotland, 2011-12.....	18
Table 5: How main firearm recorded was used in offences involving the alleged use of a firearm, Scotland, 2002-03 to 2011-12.....	19
Table 5A: How main identified firearm, other than an air weapon, was used in offences involving the alleged use of a firearm, Scotland, 2002-03 to 2011-12 .....	19
Table 6: Main firearm recorded by how the weapon was used in offences involving the alleged use of a firearm, Scotland, 2011-12 .....	20

Table 7: Main firearm recorded in offences in which a weapon was alleged to have been fired causing fatal or non-fatal injury, Scotland, 2002-03 to 2011-12 .....	20
Table 8: Offences in which a firearm was alleged to have been involved by how main firearm was used, Scotland, 2011-12 .....	21
Table 8A: Offences in which an identified firearm, other than an air weapon, was alleged to have been involved by how main firearm was used, Scotland, 2011-12 .....	22
Table 9: Location of offences involving the alleged use of a firearm, Scotland, 2002-03 to 2011-12 .....	23
Table 9A: Location of offences in which an identified firearm, other than an air weapon, was alleged to have been involved, Scotland, 2002-03 to 2011-12 .....	23
Table 10: Age and gender of main victim in offences in which a firearm was alleged to have been fired causing fatal or non-fatal injury, Scotland, 2002-03 to 2011-12 .....	24
Table 10A: Age and gender of main victim in offences in which an identified firearm, other than an air weapon, was alleged to have been fired causing fatal or non-fatal injury, Scotland, 2002-03 to 2011-12 .....	25
Table 11: Percentage of offences involving the alleged use of a firearm that were cleared up, Scotland, 2002-03 to 2011-12 .....	26
Table 12: Age of main accused, where known in offences involving the alleged use of a firearm, Scotland, 2002-03 to 2011-12 .....	27
Table 12A: Age of main accused, where known by main firearm recorded in offences involving the alleged use of a firearm, Scotland, 2011-12 .....	27
Table 13: Offences in which a firearm was alleged to have been involved by police force area, Scotland, 2011-12 .....	28
Table 13A: Offences in which an identified firearm, other than an air weapon, was alleged to have been involved by police force area, Scotland, 2011-12 .....	29
Table 14: Offences in which a firearm was stolen by main firearm recorded (excluding air weapons), Scotland, 2002-03 to 2011-12 .....	30
Table 15: Miscellaneous firearm offences by police force area, Scotland, 2002-03 to 2011-12 .....	30

### **List of Charts**

Chart 1: Main firearm recorded in offences involving the alleged use of a firearm, Scotland, 2002-03 to 2011-12 .....	1
Chart 2: Offences in which a firearm was alleged to have been involved as a percentage of (selected) total recorded crimes, Scotland, 2002-03 to 2011-12 .....	7
Chart 3: How main firearm recorded was used in offences involving the alleged use of a firearm, Scotland, 2011-12 .....	9
Chart 4: Location of offences involving the alleged use of a firearm, Scotland, 2011-12 .....	10
Chart 5: Location profile by police force area of offences in which a firearm was alleged to have been involved compared to population profile, Scotland, 2011-12 .....	12

To avoid unnecessary repetition of the term ‘recorded crimes and offences’ throughout this publication, reference will simply be made to ‘offences’. This should be interpreted to mean ‘recorded crimes and offences’. Any reference to the ‘use and/or involvement’ of firearms throughout this bulletin should also be interpreted to include the ‘alleged use and/or involvement’ of firearms.

## 2. Main Points

- Scottish police forces recorded 514 offences in which a firearm was alleged to have been involved in 2011-12, a decrease of 21% from the 647 recorded in 2010-11. This is the lowest recorded total for the ten year period covered by this bulletin ([Table 1](#)).
- The number of Attempted murders involving a firearm decreased by 15%, falling from 13 offences in 2010-11 to 11 in 2011-12. The number of Serious assaults involving a firearm decreased by 50% between 2010-11 and 2011-12, reducing from 12 offences to six ([Table 1](#)).
- A total of 26 Vandalism offences involving the alleged use of a firearm were recorded in 2011-12, falling by 33% from the 39 offences recorded in 2010-11. The number of Common assaults involving a firearm decreased by 12%, from 110 in 2010-11 to 97 in 2011-12 ([Table 1](#)).
- The number of Robberies involving the use of a firearm decreased from 88 in 2010-11 to 70 in 2011-12, with the number of offences of Reckless conduct with a firearm falling by 13% between 2010-11 and 2011-12 ([Table 1](#)).
- The use of firearms in criminal activity continued to constitute only a small proportion of all offences recorded by the police in 2011-12; 5.4% of Homicides (five offences), 2.2% of Attempted murders (11 offences) and 3.1% of Robberies (70 offences). Less than 0.5% of all Serious assaults, Vandalism offences and Common assaults involved the alleged use of a firearm ([Table 2](#)).
- Air weapons accounted for 38% (195) of all offences involving the alleged involvement of a firearm in 2011-12, compared to 36% (234) in 2010-11 ([Table 3](#)).
- The number of offences in which a firearm was discharged and caused fatal or non-fatal injury decreased by 14% from 111 in 2010-11 to 95 in 2011-12 ([Table 5](#)).
- Of the 95 main victims who were either fatally or non-fatally injured during an offence in which a firearm was discharged in 2011-12, 77 were male (81%) and 18 were female (19%). There were no reported offences involving the shooting of a police officer causing fatal or non-fatal injury. Of these victims, 30 were aged between 11 and 15 years (32%) and 12 were aged 10 years and under (13%) ([Table 10](#)).
- In 2011-12, 70% of all offences in which a firearm was alleged to have been involved were cleared up, an increase of two percentage points from the 68% in 2010-11. This is the highest clear up rate recorded in the ten year period covered by this bulletin ([Table 11](#)).

- In 2011-12, the main accused was aged 15 years and under in 16% (58 offences) of the 360 cleared up offences involving the use of a firearm. A further 24% (86 offences) of cleared up offences were committed by an accused aged 16 to 20 years ([Table 12](#)).
- Strathclyde Police force area, which contained 42% of the estimated population of Scotland in 2011, accounted for 49% (250) of all offences in which a firearm was alleged to have been involved in 2011-12 ([Table 13](#)).
- In 2011-12, the highest proportion of Vandalism offences (46%) and 'Other crimes and offences' (45%) involving the alleged use of a firearm were recorded within the Lothian and Borders Police force area ([Table 13](#)).

### 3. Commentary

Minor Firearms Act 1968 offences (mainly relating to the possession, handling and distribution of weapons and ammunition) are not included in the main tables of this bulletin. Totals for these offences are presented separately in [Table 15](#). For further information please see [Note 4.1.2](#).

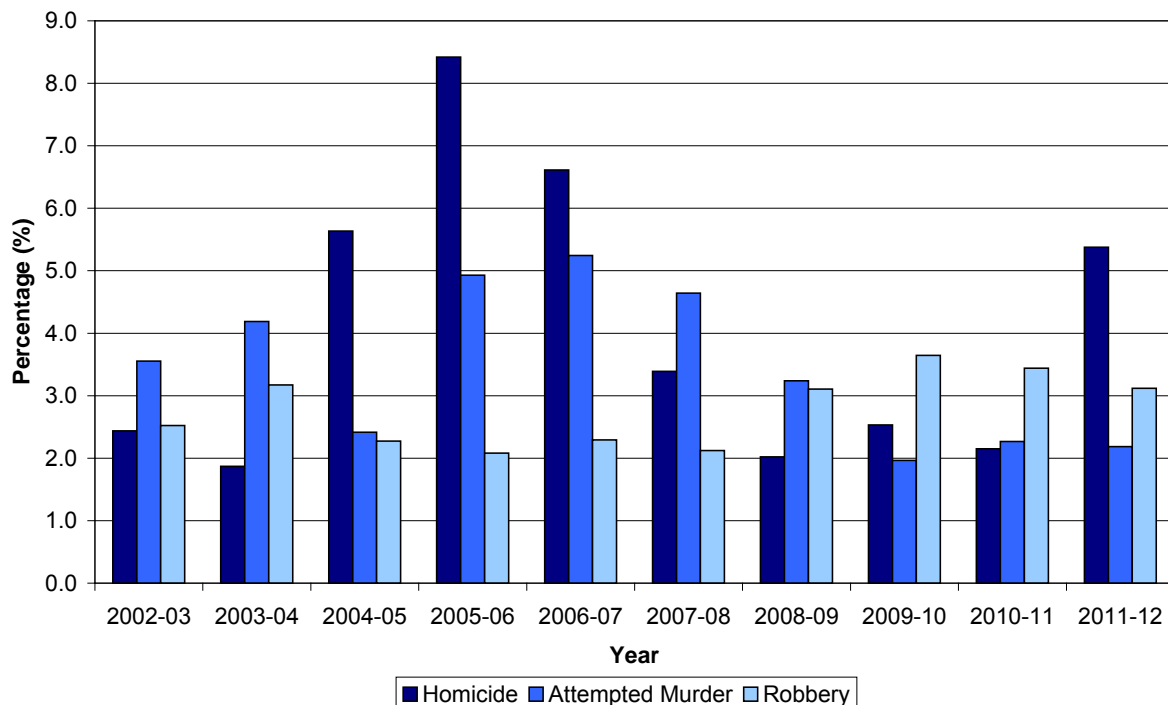
The statistics on recorded crimes and offences involving firearms are used to inform [National Outcome 9](#) – ‘we live our lives safe from crime, disorder and danger’ as well as [The Strategy for Justice in Scotland](#). These statistics are also used by a wide range of stakeholders to monitor trends, for policy research and development, and for research purposes

#### 3.1 Offences involving firearms (Tables [1](#), [1A](#) and [2](#), and [Chart 2](#))

- Scottish police forces recorded 514 offences in which a firearm was alleged to have been involved in 2011-12, a decrease of 21% from the number recorded in 2010-11 (647). This is the fifth year in a row there has been a decrease in the total number of offences in which a firearm was alleged to have been involved. In addition, this is the lowest reported total for the ten year period covered by this bulletin.
- The offence category which contained the highest number of firearm-related offences in 2011-12 was Reckless conduct with firearms, which constituted 23% of all recorded offences involving a firearm. This category last constituted the highest percentage of firearm-related incidents in 2009-10.
- The offence category which contained the second highest number of firearm-related offences in 2011-12 was ‘Other crimes and offences’, which constituted 21% of all recorded offences involving a firearm. This follows on from 2010-11 when ‘Other crimes and offences’ constituted the highest proportion of firearm-related offences (25%). The large increase in this category in 2005-06 was primarily due to a clarification of the counting rules. For further information please see [Notes 4.4.9 to 4.4.11](#).
- In 2011-12, five Homicides involving a firearm were recorded, an increase of three on the number that were recorded in the previous year. The number of Attempted murders involving a firearm decreased by two, falling from 13 offences in 2010-11 to 11 in 2011-12, a reduction of 15%.
- The number of Serious assaults involving a firearm halved between 2010-11 and 2011-12, reducing from 12 offences to six, whilst the number of Robberies involving a firearm decreased by 20% from 88 recorded offences in 2010-11 to 70 in 2011-12.
- When air weapons and unidentified weapons are excluded, the total number of offences involving a firearm in 2011-12 decreased by 18% from 343 offences in 2010-11 to 280 offences.

- The largest offence categories in 2011-12, when air weapons and unidentified weapons were excluded, were 'Other crimes and offences' and Firearms Act 1968 offences, which each constituted 21% of the overall number of offences involving a firearm. There were 60 'Other crimes and offences' involving a firearm and 58 Firearms Act 1968 offences. Common assaults made up 19% of the remaining offences when air weapons and unidentified weapons were excluded, with Robberies constituting a further 17% of offences in 2011-12.
- The use of firearms in criminal activity continued to constitute only a small proportion of all offences recorded by the police in 2011-12, as shown in Chart 2; 5.4% of Homicides (five offences), 2.2% of Attempted murders (11 offences) and 3.1% of Robberies (70 offences). Less than 0.5% of all Serious assaults, Vandalism offences and Common assaults involved the alleged use of a firearm. For further information please see [Note 4.4.4](#).

**Chart 2: Offences in which a firearm was alleged to have been involved as a percentage of (selected) total recorded crimes<sup>1</sup>, Scotland, 2002-03 to 2011-12**



1. For further information please see [Note 4.4.4](#).

### 3.2 Main firearm recorded (Tables [3](#), [3A](#) and [4](#), and [Chart 1](#))

- Air weapons accounted for 38% (195) of all offences involving the alleged use of a firearm in 2011-12, up from 36% (234) in 2010-11. However, the number of offences involving the use of an air weapon did decrease by 17% between 2010-11 and 2011-12.

- Between 2010-11 and 2011-12, the number of offences involving each of the different categories of firearms decreased.
- Excluding the category where the weapon was unidentified, the largest decrease was of 54% for offences involving a rifle. However, in line with the ten year period covered by this bulletin, there was a small number of offences involving a rifle in both 2010-11 and 2011-12, the number of offences decreasing from 13 to six.
- The second largest decrease was 35% for imitation firearms between 2011-11 and 2011-12, the number of offences decreased from 94 to 61. This was followed by a 22% reduction in the number of recorded offences involving a shotgun.
- 'Other' firearms were used in 19% of offences involving the alleged use of a firearm in 2011-12. This category includes all other weapons covered by the Firearms Act 1968 that are not separately identified – such as starting guns, taser guns and pepper spray.
- Two of the five Homicides involving a firearm in 2011-12 were committed using a shotgun, with a further two committed using a pistol/revolver. The weapon was unidentified in the remaining homicide. Of the 11 Attempted murders recorded as involving a firearm, the main weapon was identified as a pistol/revolver in five. Of the remaining six offences of Attempted murder, a shotgun and an air weapon were involved in three offences each.
- An air weapon was alleged to have been used in 79 of the 118 offences of Reckless conduct with firearms (67%) in 2011-12. An air weapon was also used in 65% of Vandalism offences and 43% of Common assaults.
- As can be seen from Chart 1, the overall number of offences that involved the alleged use of a firearm in Scotland has been decreasing since 2006-07, the high point in the ten year period covered by this bulletin. With the exception of offences involving a pistol/revolver, where there has been a 7% increase over this period, the trend in the number of offences alleged to have involved each of the different categories of firearms has been downward. The number of offences where the weapon was unidentified has decreased by 78% since 2006-07 and offences involving the alleged use of an air weapon have decreased by 71%.

### **3.3 Firearm use** (Tables [5](#), [5A](#), [6](#), [7](#), [8](#) and [8a](#), and [Chart 3](#))

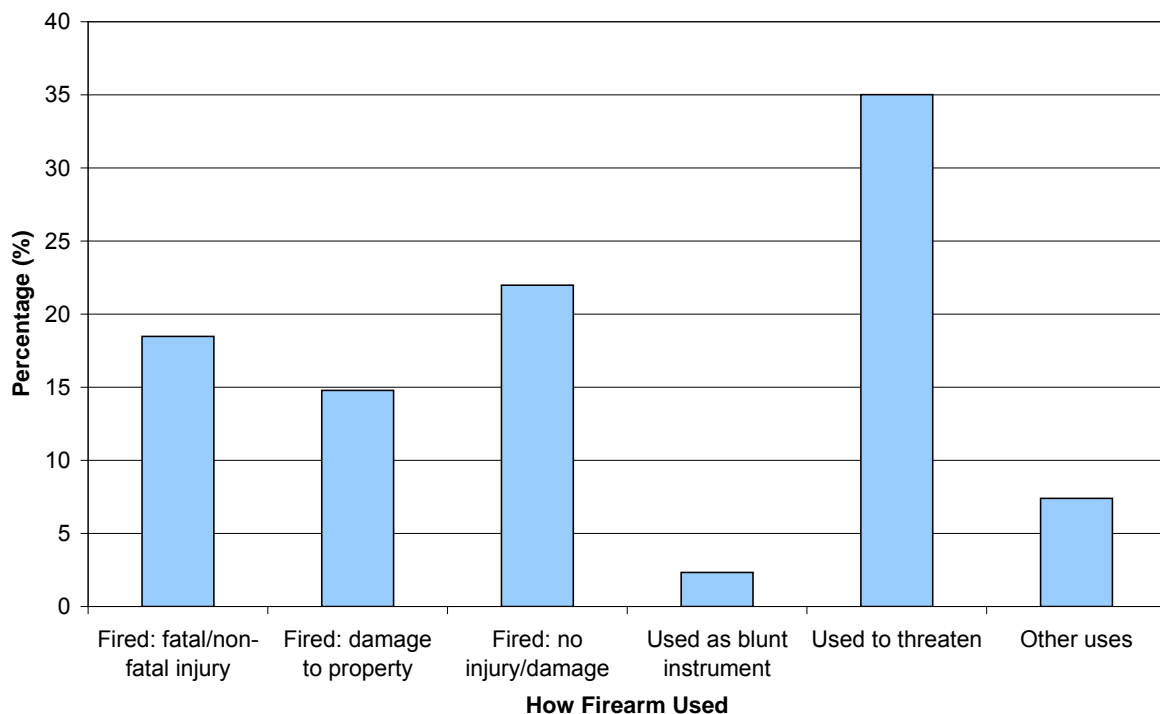
- Of the 514 recorded offences involving a firearm in Scotland in 2011-12, 55% (284) resulted in the actual discharge of the firearm. This is an increase of two percentage points compared to the 53% in 2010-11, but is still the second lowest proportion of offences that resulted in the actual discharge of the firearm in the ten year period covered by this bulletin. The proportion of



how the main firearm recorded was used in offences involving the alleged use of a firearm in 2011-12 can be seen in Chart 3.

- The number of offences in which a firearm was fired and caused fatal or non-fatal injury to a person decreased by 14% between 2010-11 and 2011-12 (111 to 95 offences).
- The number of offences in which a firearm was discharged causing no injury or damage decreased by 19% from 139 in 2010-11 to 113 in 2011-12. Property damage resulting from a fired weapon decreased by 16%, falling from 91 in 2010-11 to 76 in 2011-12.
- Of the 284 offences in which a firearm was actually discharged in 2011-12, 59% (168) involved an air weapon. Of these offences involving an air weapon, 51 resulted in non-fatal injury to a person and 49 resulted in damage to property.
- Of the 97 Common assaults involving a firearm that were recorded in 2011-12, 45 resulted in the weapon being discharged and causing non-fatal injury. This accounts for half of the 90 recorded offences in which a firearm was fired and caused non-fatal injury.

**Chart 3: How main firearm recorded was used in offences involving the alleged use of a firearm, Scotland, 2011-12**



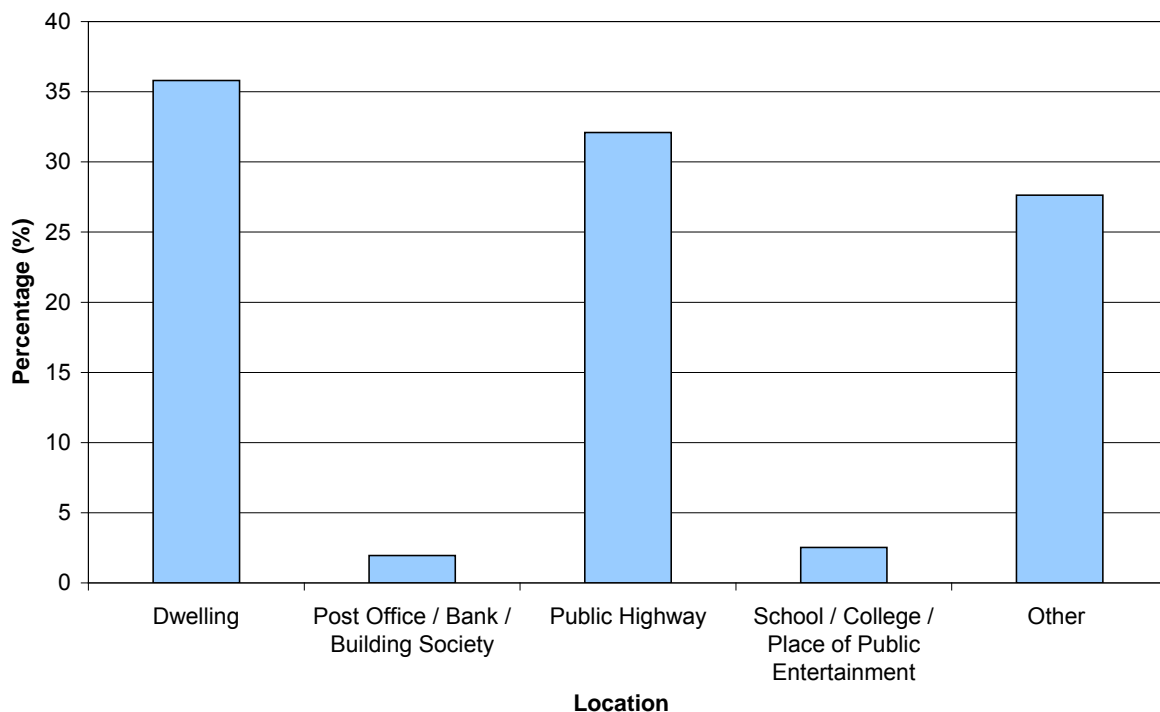
- The number of recorded offences in which a firearm was used to threaten decreased by 28% between 2010-11 and 2011-12 (251 to 180 offences) and is now the lowest number since the 170 offences recorded in 2002-03. The number of 'other uses' decreased by 10% (42 to 38 offences). In the majority of offences (51 out of 81 offences) that involved a pistol/revolver in 2011-12, the weapon was used to threaten.

- In 2011-12, a weapon was used to threaten in 93% of recorded Robberies involving a firearm (65 out of 70 offences), reflecting the supposed nature of such crimes. In 63% of Firearms Act 1968 offences and 42% of ‘Other crimes and offences’ involving a firearm, the weapon was used to threaten.

### 3.4 Location of firearm offence (Tables [9](#) and [9A](#), and [Chart 4](#))

- Of the 514 recorded offences involving a firearm in 2011-12, 184 occurred in a dwelling (36%), whilst 165 took place on a public highway (32%), with public highways including roads and footpaths. Chart 4 shows the distribution of offences involving the alleged use of a firearm by location in 2011-12.
- In 2011-12 there were ten offences that occurred in a school/college involving the alleged use of a firearm. This is the lowest number of offences to have occurred in a school/college in the ten year period covered by this bulletin. Following an increase of five offences between 2009-10 and 2010-11, there was a reduction of 11 offences from the 21 recorded in 2010-11.

**Chart 4: Location<sup>1</sup> of offences involving the alleged use of a firearm, Scotland, 2011-12**



1. Public highway includes roads and footpaths.

### 3.5 Victim characteristics (Tables [10](#) and [10A](#))

- Of the 95 main victims who were either fatally or non-fatally injured during an offence in which a firearm was alleged to have been discharged in 2011-12, 77 were male (81%) and 18 were female (19%). There were no reported

offences involving the shooting of a police officer causing fatal or non-fatal injury in 2011-12.

- In 2011-12, 30 main victims were aged between 11 and 15 years (32%) and 12 were aged 10 years and under (13%). A further 26 (27%) main victims were aged 31 and over. These proportions are in line with the age breakdown of main victims in 2010-11.

### **3.6 Clear up rates ([Table 11](#))**

- In 2011-12, 70% of all offences in which a firearm was alleged to have been involved were cleared up, an increase of two percentage points from 68% in 2010-11. This is the highest clear up rate recorded in the ten year period covered by this bulletin. For further information on clear up rates please see [Note 4.3](#).
- The clear up rate for Homicides remained at 100% in 2011-12. The clear up rate for Attempted murders involving a firearm was 100% in 2011-12, increasing from 54% in 2010-11, whilst the clear up rate for Serious assaults rose from 75% to 83%. However the clear up rate for Common assaults decreased by seven percentage points between 2010-11 and 2011-12 to 74%.
- The clear up rate for recorded Robberies involving a firearm increased from 49% in 2010-11 to 51% in 2011-12. The clear up rate for Firearm Act 1968 offences increased by ten percentage points to 96% in 2011-12.
- In addition to Common assaults, the clear up rates for 'Other crimes and offences' and Vandalism offences decreased between 2010-11 and 2011-12. The clear up rate for 'Other crimes and offences' decreased from 74% to 71% and for Vandalism offences from 26% to 12%.
- The clear up rate of 26% for Vandalism offences in 2010-11 was the highest clear up rate by 13 percentage points for Vandalism offences in the ten year period covered by this bulletin. The clear up rate of 12% in 2011-12 is still the third highest in the period from 2002-03 to 2011-12. Due to the nature of the offence of Vandalism the clear up rates for Vandalism offences have historically been low.

### **3.7 Accused characteristics (Tables [12](#) and [12A](#))**

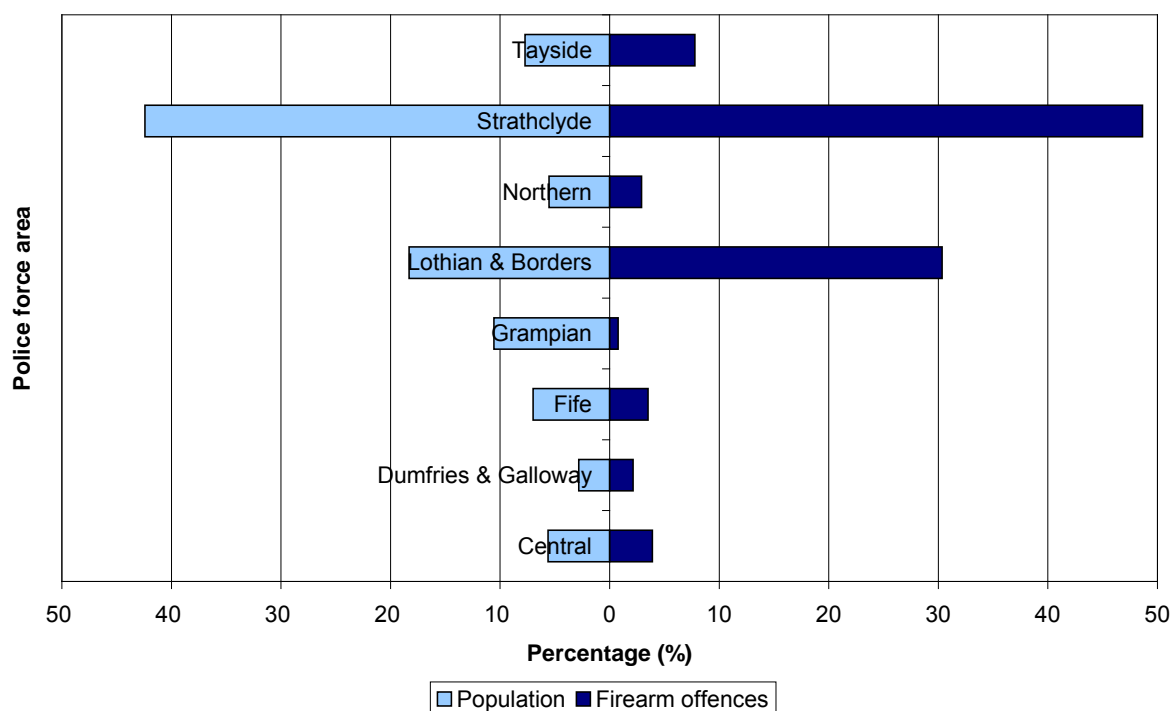
- The main accused was aged 15 years and under in 16% of cleared up offences involving the use of a firearm in 2011-12 (58 out of 360 offences). A further 24% of cleared up offences were committed by an accused aged 16 to 20 years (86 offences). The highest proportion of offences cleared up were those where the main accused was aged 21 to 30 years (26%).

- In 2011-12, where the main accused was aged 15 years and under, half of offences involved the use of an air weapon (29 out of 58 offences). An air weapon was also involved in 36% of offences committed by a main accused aged 16 to 20 years. The proportion of offences involving an air weapon decreased where the main accused were aged 21 to 30 years and aged 31 to 40 years, where the proportions are 29% and 25% respectively. The proportion of offences involving an air weapon for those main accused 41 years and over is higher at 33%, but still lower than for both those main accused aged 15 years and under and those aged 16 to 20 years.

### 3.8 Offences by police force area (Tables [13](#) and [13A](#), and [Chart 5](#))

- Strathclyde Police force area, which contained 42% of the estimated population of Scotland in 2011, accounted for 49% (250) of all offences in which a firearm was alleged to have been used in 2011-12. For more information on the population estimates used, please see [Note 4.4.3](#).
- More specifically, four Homicides (80%); nine Attempted murders (82%); four Serious assaults (67%), 50 Robberies (71%) and 47 Common assaults (48%) in which a firearm was involved, took place in Strathclyde Police force area in 2011-12.

**Chart 5: Location profile by police force area of offences in which a firearm was alleged to have been involved compared to population<sup>1</sup> profile, Scotland, 2011-12**



1. Population estimates as at mid year 2011 from the National Records of Scotland (<http://www.gro-scotland.gov.uk/statistics/theme/population/estimates/mid-year/2011/index.html>)

- In 2011-12, 30% of the offences in which a firearm was alleged to have been used occurred within the Lothian and Borders Police force area, although this force area only comprised 18% of the population of Scotland in 2011-12. This is in contrast to the Grampian Police force area which made up 11% of the population in Scotland 2011 but only 1% of offences in which a firearm was alleged to have been used were recorded.
- Of the 26 recorded Vandalism offences that involved a firearm in 2011-12, the highest proportion (46%) took place in the Lothian and Borders Police force area. This was also the case for 'Other crimes and offences', where 45% of the 110 offences were recorded within the Lothian and Borders Police force area in 2011-12. However, there were no Homicides or Attempted murders in which a firearm was alleged to have been used in 2011-12 in the Lothian and Borders Police force area and only one Serious assault.

### **3.9 Stolen firearms ([Table 14](#))**

- During 2011-12, Scottish police forces recorded 15 offences in which a firearm (other than an air weapon) was stolen, a decrease from 20 offences in 2010-11. One of the 15 offences recorded in 2011-12 involved stealing more than one type of weapon.
- The number of offences in which the main type of weapon stolen was a shotgun fell from six in 2010-11 to three in 2011-12. In 2011-12, there were ten reported offences where the main type of firearm stolen was 'other firearms'. This is a reduction of one offence from 2010-12, but the same number of offences as recorded in 2009-10.

### **3.10 Minor Firearms Act 1968 offences ([Table 15](#))**

- The number of Minor Firearms Act 1968 offences, mainly relating to the possession, handling and distribution of weapons and ammunition, decreased by 4% from 649 in 2010-11 to 620 in 2011-12. This is the fifth year in row there has been a decrease in the number of Minor Firearms Act 1968 offences and the 620 offences recorded in 2011-12 is the lowest number in ten year period covered by this bulletin. For further information on these Minor Firearms Act 1968 offences please see [Note 4.1.2](#).

**Table 1: Offences in which a firearm was alleged to have been involved, Scotland, 2002-03 to 2011-12**

Type of Offence	Number and percentage										
	2002-03	2003-04	2004-05	2005-06	2006-07	2007-08	2008-09 <sup>1</sup>	2009-10 <sup>1</sup>	2010-11	2011-12	% change 10-11 to 11-12
Homicide	3	2	8	8	8	4	2	2	2	5	n/r
Attempted murder	27	31	20	35	43	33	23	11	13	11	-15
Serious assault <sup>2</sup>	39	67	48	20	19	37	15	19	12	6	-50
Robbery	117	132	85	74	82	65	92	91	88	70	-20
Vandalism	276	344	408	396	204	124	129	94	39	26	-33
Reckless conduct with firearms	148	137	169	123	291	294	235	196	135	118	-13
Firearms Act 1968 offences <sup>3</sup>	153	115	120	152	196	152	126	89	86	71	-17
Common assault	230	104	229	143	200	201	145	164	110	97	-12
Other crimes and offences <sup>2,4</sup>	42	25	49	117	217	233	202	174	162	110	-32
<b>Total</b>	<b>1,035</b>	<b>957</b>	<b>1,136</b>	<b>1,068</b>	<b>1,260</b>	<b>1,143</b>	<b>969</b>	<b>840</b>	<b>647</b>	<b>514</b>	<b>-21</b>

Notes:

1. As a result of a data review there have been minor amendments to the data for 2008-09 and 2009-10. For further information please see [Note 4.4.2](#).
2. For the distinction between Serious assault and Common assault please see [Note 4.5.2](#).
3. Possession of a firearm with intent to endanger life, commit crime and cause fear of violence. Does not include miscellaneous firearm offences. These are presented separately in [Table 15](#).
4. Common assault includes the offences of Common assault and Common assault on an emergency worker.

**Table 1A: Offences in which an identified firearm, other than an air weapon, was alleged to have been involved, Scotland, 2002-03 to 2011-12**

Type of Offence	Number and percentage										
	2002-03	2003-04	2004-05	2005-06	2006-07	2007-08	2008-09 <sup>1</sup>	2009-10 <sup>1</sup>	2010-11	2011-12	% change 10-11 to 11-12
Homicide	-	1	2	5	4	2	1	1	2	4	n/r
Attempted murder	-	4	13	19	21	24	18	8	13	8	-38
Serious assault <sup>2</sup>	9	16	3	3	3	13	5	2	4	2	n/r
Robbery	33	29	24	56	50	41	68	65	71	48	-32
Vandalism	4	3	15	27	19	23	10	17	13	9	-31
Reckless conduct with firearms	14	11	10	42	51	58	51	40	35	37	6
Firearms Act 1968 offences <sup>3</sup>	104	59	62	80	85	87	80	51	61	58	-5
Common assault	34	21	77	52	72	100	83	82	52	54	4
Other crimes and offences <sup>2,4</sup>	24	12	26	45	97	114	110	80	92	60	-35
<b>Total</b>	<b>222</b>	<b>156</b>	<b>232</b>	<b>329</b>	<b>402</b>	<b>462</b>	<b>426</b>	<b>346</b>	<b>343</b>	<b>280</b>	<b>-18</b>

Notes:

1. As a result of a data review there have been minor amendments to the data for 2008-09 and 2009-10. For further information please see [Note 4.4.2](#).
2. For the distinction between Serious assault and Common assault please see [Note 4.5.2](#).
3. Possession of a firearm with intent to endanger life, commit crime and cause fear of violence. Does not include miscellaneous firearm offences. These are presented separately in [Table 15](#).
4. Common assault includes the offences of Common assault and Common assault on an emergency worker.

**Table 2: Offences in which a firearm was alleged to have been involved as a percentage<sup>1</sup> of (selected) total recorded crimes<sup>2</sup>, Scotland, 2002-03 to 2011-12**

Type of Offence	Percentage									
	2002-03	2003-04	2004-05	2005-06	2006-07	2007-08	2008-09 <sup>3</sup>	2009-10 <sup>3</sup>	2010-11	2011-12
Homicide	2.4	1.9	5.6	8.4	6.6	3.4	2.0	2.5	2.2	5.4
Attempted murder	3.6	4.2	2.4	4.9	5.2	4.6	3.2	2.0	2.3	2.2
Serious assault <sup>4</sup>	0.6	1.0	0.7	0.3	0.3	0.6	0.3	0.4	0.2	0.1
Robbery	2.5	3.2	2.3	2.1	2.3	2.1	3.1	3.6	3.4	3.1
Vandalism	0.3	0.4	0.3	0.3	0.2	0.1	0.1	0.1	0.1	~
Common assault <sup>4,5</sup>	0.4	0.2	0.3	0.2	0.3	0.3	0.2	0.2	0.2	0.1

Notes:

1. Some of the figures in this table are based on fewer than 100 recorded offences.
2. For further information on the selected total recorded crimes please see [Note 4.4.4](#).
3. As a result of a data review there have been minor amendments to the data for 2008-09 and 2009-10. For further information please see [Note 4.4.2](#).
4. For the distinction between Serious assault and Common assault please see [Note 4.5.2](#).
5. Common assault includes the offences of Common assault and Common assault on an emergency worker.



**Table 3: Main firearm recorded in offences involving the alleged use of a firearm, Scotland, 2002-03 to 2011-12**

Main Firearm Recorded <sup>1</sup>	Number and percentage										
	2002-03	2003-04	2004-05	2005-06	2006-07	2007-08	2008-09 <sup>2</sup>	2009-10 <sup>2</sup>	2010-11	2011-12	% change 10-11 to 11-12
Shotgun	21	16	30	57	52	41	55	31	46	36	-22
Rifle	8	2	8	11	16	18	12	6	13	6	-54
Pistol/Revolver	30	23	24	98	76	97	138	110	92	81	-12
Air Weapon	329	436	486	618	683	575	454	423	234	195	-17
Imitation Firearm	143	85	72	59	118	110	80	54	94	61	-35
Unidentified	484	365	418	121	175	106	89	71	70	39	-44
Other	20	30	98	104	140	196	141	145	98	96	-2
<b>Total identified firearms (excluding air weapons)</b>	<b>222</b>	<b>156</b>	<b>232</b>	<b>329</b>	<b>402</b>	<b>462</b>	<b>426</b>	<b>346</b>	<b>343</b>	<b>280</b>	<b>-18</b>
<b>Total</b>	<b>1,035</b>	<b>957</b>	<b>1,136</b>	<b>1,068</b>	<b>1,260</b>	<b>1,143</b>	<b>969</b>	<b>840</b>	<b>647</b>	<b>514</b>	<b>-21</b>

Notes:

1. For further information on the main firearm recorded please see [Note 4.4.5](#).
2. As a result of a data review there have been minor amendments to the data for 2008-09 and 2009-10. For further information please see [Note 4.4.2](#).

**Table 3A: Main firearm recorded as a percentage of the total number of offences in which a firearm was alleged to have been involved, Scotland, 2002-03 to 2011-12**

Main Firearm Recorded <sup>1</sup>	Percentage									
	2002-03	2003-04	2004-05	2005-06	2006-07	2007-08	2008-09 <sup>2</sup>	2009-10 <sup>2</sup>	2010-11	2011-12
Shotgun	2	2	3	5	4	4	6	4	7	7
Rifle	1	*	1	1	1	2	1	1	2	1
Pistol/Revolver	3	2	2	9	6	8	14	13	14	16
Air Weapon	32	46	43	58	54	50	47	50	36	38
Imitation Firearm	14	9	6	6	9	10	8	6	15	12
Unidentified	47	38	37	11	14	9	9	8	11	8
Other	2	3	9	10	11	17	15	17	15	19
<b>Total identified firearms (excluding air weapons)</b>	<b>21</b>	<b>16</b>	<b>20</b>	<b>31</b>	<b>32</b>	<b>40</b>	<b>44</b>	<b>41</b>	<b>53</b>	<b>54</b>
<b>Total</b>	<b>100</b>	<b>100</b>	<b>100</b>	<b>100</b>	<b>100</b>	<b>100</b>	<b>100</b>	<b>100</b>	<b>100</b>	<b>100</b>

Notes:

1. For further information on the main firearm recorded please see [Note 4.4.5](#).
2. As a result of a data review there have been minor amendments to the data for 2008-09 and 2009-10. For further information please see [Note 4.4.2](#).

**Table 4: Offences in which a firearm was alleged to have been involved by main firearm recorded, Scotland, 2011-12**

Type of Offence	Main Firearm Recorded <sup>1</sup>							Total
	Shotgun	Rifle	Pistol/ Revolver	Air Weapon	Imitation	Unidentified	Other	
Homicide	2	-	2	-	-	1	-	5
Attempted murder	3	-	5	3	-	-	-	11
Serious assault <sup>2</sup>	-	1	-	4	-	-	1	6
Robbery	7	-	32	4	7	18	2	70
Vandalism	-	-	2	17	-	-	7	26
Reckless conduct with firearms	8	2	11	79	5	2	11	118
Firearms Act 1968 offences <sup>3</sup>	7	-	12	9	31	4	8	71
Common assault	4	-	5	42	3	1	42	97
Other crimes and offences <sup>2,4</sup>	5	3	12	37	15	13	25	110
<b>Total</b>	<b>36</b>	<b>6</b>	<b>81</b>	<b>195</b>	<b>61</b>	<b>39</b>	<b>96</b>	<b>514</b>

Notes:

1. For further information on the main firearm recorded please see [Note 4.4.5](#).
2. Possession of a firearm with intent to endanger life, commit crime and cause fear of violence. Does not include miscellaneous firearm offences. These are presented separately in [Table 15](#).
3. For the distinction between Serious assault and Common assault please see [Note 4.5.2](#).
4. Common assault includes the offences of Common assault and Common assault on an emergency worker.

**Table 5: How main firearm recorded was used in offences involving the alleged use of a firearm, Scotland, 2002-03 to 2011-12**

How Firearm Used	Number and percentage										
	2002-03	2003-04	2004-05	2005-06	2006-07	2007-08	2008-09 <sup>1</sup>	2009-10 <sup>1</sup>	2010-11	2011-12	% change 10-11 to 11-12
Fired - fatal injury	3	2	8	8	8	4	2	2	2	5	n/r
Fired - non-fatal injury	340	239	316	189	240	208	140	152	109	90	-17
Fired - damage to property	334	415	500	499	314	222	211	175	91	76	-16
Fired - no injury/damage	45	26	61	68	231	286	223	186	139	113	-19
<b>Total Fired</b>	<b>722</b>	<b>682</b>	<b>885</b>	<b>764</b>	<b>793</b>	<b>720</b>	<b>576</b>	<b>515</b>	<b>341</b>	<b>284</b>	<b>-17</b>
Used as a blunt instrument	9	6	14	10	18	10	11	12	13	12	-8
Used to threaten	170	183	202	216	319	266	240	217	251	180	-28
Other uses	134	86	35	78	130	147	142	96	42	38	-10
<b>Total</b>	<b>1,035</b>	<b>957</b>	<b>1,136</b>	<b>1,068</b>	<b>1,260</b>	<b>1,143</b>	<b>969</b>	<b>840</b>	<b>647</b>	<b>514</b>	<b>-21</b>

Notes:

1. As a result of a data review there have been minor amendments to the data for 2008-09 and 2009-10. For further information please see [Note 4.4.2](#).

**Table 5A: How main identified firearm, other than an air weapon, was used in offences involving the alleged use of a firearm, Scotland, 2002-03 to 2011-12**

How Firearm Used	Number and percentage										
	2002-03	2003-04	2004-05	2005-06	2006-07	2007-08	2008-09 <sup>1</sup>	2009-10 <sup>1</sup>	2010-11	2011-12	% change 10-11 to 11-12
Fired - fatal injury	-	1	2	5	4	2	1	1	2	4	n/r
Fired - non-fatal injury	37	31	73	61	74	104	59	69	55	39	-29
Fired - damage to property	12	9	19	40	32	46	31	34	27	23	-15
Fired - no injury/damage	12	10	23	34	62	72	67	48	50	44	-12
<b>Total Fired</b>	<b>49</b>	<b>41</b>	<b>94</b>	<b>106</b>	<b>110</b>	<b>152</b>	<b>91</b>	<b>104</b>	<b>84</b>	<b>66</b>	<b>-21</b>
Used as a blunt instrument	3	1	3	6	10	6	9	8	10	11	10
Used to threaten	69	64	91	133	157	154	179	130	172	131	-24
Other uses	89	40	21	50	63	78	80	56	27	28	4
<b>Total</b>	<b>222</b>	<b>156</b>	<b>232</b>	<b>329</b>	<b>402</b>	<b>462</b>	<b>426</b>	<b>346</b>	<b>343</b>	<b>280</b>	<b>-18</b>

Notes:

1. As a result of a data review there have been minor amendments to the data for 2008-09 and 2009-10. For further information please see [Note 4.4.2](#).

**Table 6: Main firearm recorded by how the weapon was used in offences involving the alleged use of a firearm, Scotland, 2011-12**

How Firearm Used	Main Firearm Recorded <sup>1</sup>							Number
	Shotgun	Rifle	Pistol/ Revolver	Air Weapon	Imitation	Unidentified	Other	Total
Fired - fatal injury	2	-	2	-	-	1	-	5
Fired - non-fatal injury	5	-	3	51	-	-	31	90
Fired - damage to property	6	2	7	49	-	4	8	76
Fired - no injury/damage	4	3	11	68	6	1	20	113
<b>Total Fired</b>	<b>17</b>	<b>5</b>	<b>23</b>	<b>168</b>	<b>6</b>	<b>6</b>	<b>59</b>	<b>284</b>
Used as a blunt instrument	1	-	7	1	-	-	3	12
Used to threaten	16	-	51	23	44	26	20	180
Other uses	2	1	-	3	11	7	14	38
<b>Total</b>	<b>36</b>	<b>6</b>	<b>81</b>	<b>195</b>	<b>61</b>	<b>39</b>	<b>96</b>	<b>514</b>

Notes:

1. For further information on the main firearm recorded please see [Note 4.4.5](#).

**Table 7: Main firearm recorded in offences in which a weapon was alleged to have been fired causing fatal or non-fatal injury, Scotland, 2002-03 to 2011-12**

Main Firearm Recorded <sup>1</sup>	Number and percentage										
	2002-03	2003-04	2004-05	2005-06	2006-07	2007-08	2008-09 <sup>2</sup>	2009-10 <sup>2</sup>	2010-11	2011-12	% change 10-11 to 11-12
Shotgun	3	2	6	11	14	11	5	7	4	7	n/r
Rifle	-	1	3	-	3	2	1	1	-	-	-
Pistol/Revolver	-	-	2	11	10	10	7	4	10	5	-50
Air Weapon	149	100	96	121	145	94	71	78	48	51	6
Imitation Firearm	27	12	11	2	5	6	1	1	7	-	-
Unidentified	157	109	153	10	25	12	11	6	6	1	n/r
Other	7	17	53	42	46	77	46	57	36	31	-14
<b>Total identified firearms (excluding air weapons)</b>	<b>37</b>	<b>32</b>	<b>75</b>	<b>66</b>	<b>78</b>	<b>106</b>	<b>60</b>	<b>70</b>	<b>57</b>	<b>43</b>	<b>-25</b>
<b>Total</b>	<b>343</b>	<b>241</b>	<b>324</b>	<b>197</b>	<b>248</b>	<b>212</b>	<b>142</b>	<b>154</b>	<b>111</b>	<b>95</b>	<b>-14</b>

Notes:

1. For further information on the main firearm recorded please see [Note 4.4.5](#).

2. As a result of a data review there have been minor amendments to the data for 2008-09 and 2009-10. For further information please see [Note 4.4.2](#).

**Table 8: Offences in which a firearm was alleged to have been involved by how main firearm was used, Scotland, 2011-12** **Number**

Type of Offence	How Firearm Used							Total
	Fired: fatal injury	Fired: non-fatal injury	Fired: property damage	Fired: no injury/damage	Blunt instrument	Used to threaten	Other uses	
Homicide	5	-	-	-	-	-	-	5
Attempted murder	-	5	3	3	-	-	-	11
Serious assault <sup>1</sup>	-	5	-	1	-	-	-	6
Robbery	-	2	-	-	3	65	-	70
Vandalism	-	-	26	-	-	-	-	26
Reckless conduct with firearms	-	22	30	62	-	2	2	118
Firearms Act 1968 offences <sup>2</sup>	-	4	-	4	2	45	16	71
Common assault <sup>1,3</sup>	-	45	-	25	5	22	-	97
Other crimes and offences	-	7	17	18	2	46	20	110
<b>Total</b>	<b>5</b>	<b>90</b>	<b>76</b>	<b>113</b>	<b>12</b>	<b>180</b>	<b>38</b>	<b>514</b>

Notes:

1. Possession of a firearm with intent to endanger life, commit crime and cause fear of violence. Does not include miscellaneous firearm offences. These are presented separately in [Table 15](#).
2. For the distinction between Serious assault and Common assault please see [Note 4.5.2](#).
3. Common assault includes the offences of Common assault and Common assault on an emergency worker.

**Table 8A: Offences in which an identified firearm, other than an air weapon, was alleged to have been involved by how main firearm was used, Scotland, 2011-12**

Type of Offence	How Firearm Used							Number
	Fired: fatal injury	Fired: non-fatal injury	Fired: property damage	Fired: no injury/damage	Blunt instrument	Used to threaten	Other uses	Total
Homicide	4	-	-	-	-	-	-	4
Attempted murder	-	2	3	3	-	-	-	8
Serious assault <sup>1</sup>	-	1	-	1	-	-	-	2
Robbery	-	-	-	-	3	45	-	48
Vandalism	-	-	9	-	-	-	-	9
Reckless conduct with firearms	-	6	6	22	-	2	1	37
Firearms Act 1968 offences <sup>2</sup>	-	4	-	3	2	36	13	58
Common assault <sup>1,3</sup>	-	21	-	9	4	20	-	54
Other crimes and offences	-	5	5	6	2	28	14	60
<b>Total</b>	<b>4</b>	<b>39</b>	<b>23</b>	<b>44</b>	<b>11</b>	<b>131</b>	<b>28</b>	<b>280</b>

Notes:

1. Possession of a firearm with intent to endanger life, commit crime and cause fear of violence. Does not include miscellaneous firearm offences. These are presented separately in [Table 15](#).
2. For the distinction between Serious assault and Common assault please see [Note 4.5.2](#).
3. Common assault includes the offences of Common assault and Common assault on an emergency worker.

**Table 9: Location of offences involving the alleged use of a firearm, Scotland, 2002-03 to 2011-12**

Location of Offence	Number and percentage										
	2002-03	2003-04	2004-05	2005-06	2006-07	2007-08	2008-09 <sup>1</sup>	2009-10 <sup>1</sup>	2010-11	2011-12	% change 10-11 to 11-12
Dwelling	296	331	411	450	378	386	331	277	219	184	-16
Post Office	9	15	12	3	9	2	6	6	1	3	n/r
Bank/Building Society	11	10	7	13	7	3	3	7	3	7	n/r
Public Highway <sup>2</sup>	391	271	301	253	438	415	333	275	193	165	-15
School/College	23	23	26	19	27	17	23	16	21	10	-52
Place of Public Entertainment	12	5	4	6	10	13	11	3	6	3	n/r
Other Locations	293	302	375	324	391	307	262	256	204	142	-30
<b>Total</b>	<b>1,035</b>	<b>957</b>	<b>1,136</b>	<b>1,068</b>	<b>1,260</b>	<b>1,143</b>	<b>969</b>	<b>840</b>	<b>647</b>	<b>514</b>	<b>-21</b>

Notes:

1. As a result of a data review there have been minor amendments to the data for 2008-09 and 2009-10. For further information please see [Note 4.4.2](#).
2. Including roads and footpaths.

**Table 9A: Location of offences in which an identified firearm, other than an air weapon, was alleged to have been involved, Scotland, 2002-03 to 2011-12**

Location of Offence	Number and percentage										
	2002-03	2003-04	2004-05	2005-06	2006-07	2007-08	2008-09 <sup>1</sup>	2009-10 <sup>1</sup>	2010-11	2011-12	% change 10-11 to 11-12
Dwelling	36	31	45	96	71	126	122	94	114	102	-11
Post Office	4	3	6	2	7	1	4	4	1	3	n/r
Bank/Building Society	7	3	2	11	3	3	1	7	2	6	n/r
Public Highway <sup>2</sup>	91	44	75	90	156	195	161	120	92	92	-
School/College	8	4	9	8	11	9	13	13	15	7	-53
Place of Public Entertainment	3	4	1	2	4	6	5	3	3	1	n/r
Other Locations	73	67	94	120	150	122	120	105	116	69	-41
<b>Total</b>	<b>222</b>	<b>156</b>	<b>232</b>	<b>329</b>	<b>402</b>	<b>462</b>	<b>426</b>	<b>346</b>	<b>343</b>	<b>280</b>	<b>-18</b>

Notes:

1. As a result of a data review there have been minor amendments to the data for 2008-09 and 2009-10. For further information please see [Note 4.4.2](#).
2. Including roads and footpaths.

**Table 10: Age and gender of main victim in offences in which a firearm was alleged to have been fired causing fatal or non-fatal injury, Scotland, 2002-03 to 2011-12**

Age/Gender of Main Victim	Number and percentage										
	2002-03	2003-04	2004-05	2005-06	2006-07	2007-08	2008-09 <sup>1</sup>	2009-10 <sup>1</sup>	2010-11	2011-12	% change 10-11 to 11-12
<b>All victims</b>	343	241	324	197	248	212	142	154	111	95	-14
10 and under	42	30	52	29	30	38	21	25	19	12	-37
11 to 15	112	73	92	47	60	46	25	43	39	30	-23
16 to 20	49	30	46	21	37	21	17	30	7	7	n/r
21 to 30	37	27	42	26	53	39	27	19	17	20	18
31 and over	103	81	92	74	68	68	52	37	29	26	-10
<b>Male</b>	255	175	208	132	190	154	104	105	81	77	-5
10 and under	31	24	36	18	22	29	15	16	9	10	n/r
11 to 15	82	49	47	28	44	30	20	20	23	24	4
16 to 20	40	24	27	11	29	14	11	24	6	5	n/r
21 to 30	27	22	34	20	43	36	22	17	16	15	-6
31 and over	75	56	64	55	52	45	36	28	27	23	-15
<b>Female</b>	87	64	116	64	57	57	38	49	29	18	-38
10 and under	11	6	16	11	8	9	6	9	10	2	-80
11 to 15	30	24	45	19	16	16	5	23	16	6	-63
16 to 20	9	6	19	10	8	7	6	6	1	2	n/r
21 to 30	10	4	8	6	9	3	5	2	-	5	-
31 and over	27	24	28	18	16	22	16	9	2	3	n/r
<b>Police Officer</b>	1	2	-	1	1	1	-	-	1	-	-

Notes:

1. As a result of a data review there have been minor amendments to the data for 2008-09 and 2009-10. For further information please see [Note 4.4.2](#).



**Table 10A: Age and gender of main victim in offences in which an identified firearm, other than an air weapon, was alleged to have been fired causing fatal or non-fatal injury, Scotland, 2002-03 to 2011-12**

Age/Gender of Main Victim	Number and percentage										
	2002-03	2003-04	2004-05	2005-06	2006-07	2007-08	2008-09 <sup>1</sup>	2009-10 <sup>1</sup>	2010-11	2011-12	% change 10-11 to 11-12
<b>All victims</b>	37	32	75	66	78	106	60	70	57	43	-25
10 and under	10	10	25	14	10	27	13	10	14	6	-57
11 to 15	13	15	21	14	20	24	9	22	19	14	-26
16 to 20	2	2	3	5	6	9	7	13	2	4	n/r
21 to 30	1	-	6	4	19	22	12	7	7	12	71
31 and over	11	5	20	29	23	24	19	18	15	7	-53
<b>Male</b>	25	22	43	46	64	82	46	44	38	31	-18
10 and under	7	9	17	8	9	21	11	4	6	4	n/r
11 to 15	9	8	6	8	14	18	8	11	12	10	-17
16 to 20	2	1	1	1	5	7	3	10	1	2	n/r
21 to 30	1	-	6	3	18	20	11	6	6	8	n/r
31 and over	6	4	13	26	18	16	13	13	13	7	-46
<b>Female</b>	12	10	32	19	14	24	14	26	18	12	-33
10 and under	3	1	8	6	1	6	2	6	8	2	n/r
11 to 15	4	7	15	6	6	6	1	11	7	4	n/r
16 to 20	-	1	2	4	1	2	4	3	1	2	n/r
21 to 30	-	-	-	1	1	2	1	1	-	4	-
31 and over	5	1	7	2	5	8	6	5	2	-	-
<b>Police Officer</b>	-	-	-	1	-	-	-	-	1	-	-

Notes:

1. As a result of a data review there have been minor amendments to the data for 2008-09 and 2009-10. For further information please see [Note 4.4.2](#).

**Table 11: Percentage<sup>1</sup> of offences involving the alleged use of a firearm that were cleared up<sup>2</sup>, Scotland, 2002-03 to 2011-12**

Type of Offence	Percentage									
	2002-03	2003-04	2004-05	2005-06	2006-07	2007-08	2008-09 <sup>3</sup>	2009-10 <sup>3</sup>	2010-11	2011-12
Homicide	67	50	63	88	100	50	-	50	100	100
Attempted murder	22	48	40	66	40	58	52	45	54	100
Serious assault <sup>4</sup>	38	57	35	55	47	54	40	53	75	83
Robbery	43	46	48	30	46	52	54	35	49	51
Vandalism	4	8	3	9	6	13	10	10	26	12
Reckless conduct with firearms	52	47	45	49	58	64	61	64	62	69
Firearms Act 1968 offences <sup>5</sup>	94	90	83	88	90	86	93	89	86	96
Common assault <sup>4,6</sup>	58	57	58	64	62	67	67	74	81	74
Other crimes and offences	90	72	76	62	79	81	68	72	74	71
<b>Total</b>	<b>46</b>	<b>40</b>	<b>38</b>	<b>43</b>	<b>58</b>	<b>64</b>	<b>60</b>	<b>61</b>	<b>68</b>	<b>70</b>

Notes:

1. Some of the figures in this table are based on fewer than 100 recorded offences.
2. For further information of the definition of offences being cleared up please see [Note 4.3](#).
3. As a result of a data review there have been minor amendments to the data for 2008-09 and 2009-10. For further information please see [Note 4.4.2](#).
4. For the distinction between Serious assault and Common assault please see [Note 4.5.2](#).
5. Possession of a firearm with intent to endanger life, commit crime and cause fear of violence. Does not include miscellaneous firearm offences. These are presented separately in [Table 15](#).
6. Common assault includes the offences of Common assault and Common assault on an emergency worker.

**Table 12: Age of main accused, where known in offences involving the alleged use of a firearm, Scotland, 2002-03 to 2011-12**

Age of Main Accused	Number and percentage										
	2002-03	2003-04	2004-05	2005-06	2006-07	2007-08	2008-09 <sup>1</sup>	2009-10 <sup>1</sup>	2010-11	2011-12	% change 10-11 to 11-12
15 and under	132	69	110	104	136	176	100	118	91	58	-36
16 to 20	154	136	120	112	208	217	128	128	94	86	-9
21 to 30	98	77	89	110	162	184	191	138	105	95	-10
31 to 40	54	63	69	70	117	79	83	53	71	69	-3
41 and over	38	41	40	60	103	78	75	72	77	52	-32
<b>Total</b>	<b>476</b>	<b>386</b>	<b>428</b>	<b>456</b>	<b>726</b>	<b>734</b>	<b>577</b>	<b>509</b>	<b>438</b>	<b>360</b>	<b>-18</b>

Notes:

1. As a result of a data review there have been minor amendments to the data for 2008-09 and 2009-10. For further information please see [Note 4.4.2](#).

**Table 12A: Age of main accused, where known by main firearm recorded in offences involving the alleged use of a firearm, Scotland, 2011-12**

Age of Main Accused	Main Firearm Recorded <sup>1</sup>							Total
	Shotgun	Rifle	Pistol/ Revolver	Air Weapon	Imitation	Unidentified	Other	
15 and under	-	-	1	29	7	1	20	<b>58</b>
16 to 20	6	-	11	31	16	5	17	<b>86</b>
21 to 30	4	1	18	28	19	11	14	<b>95</b>
31 to 40	9	-	17	17	9	4	13	<b>69</b>
41 and over	9	3	4	17	7	3	9	<b>52</b>
<b>Total</b>	<b>28</b>	<b>4</b>	<b>51</b>	<b>122</b>	<b>58</b>	<b>24</b>	<b>73</b>	<b>360</b>

Notes:

1. For further information on the main firearm recorded please see [Note 4.4.5](#).

**Table 13: Offences in which a firearm was alleged to have been involved by police force area, Scotland, 2011-12**

Type of Offence	Number								
	Central	Dumfries & Galloway	Fife	Grampian	Lothian & Borders	Northern	Strathclyde	Tayside	Scotland
Homicide	-	-	-	1	-	-	4	-	5
Attempted murder	1	-	-	-	-	-	9	1	11
Serious assault <sup>1</sup>	-	-	-	-	1	1	4	-	6
Robbery	2	-	-	-	18	-	50	-	70
Vandalism	1	-	2	-	12	-	5	6	26
Reckless conduct with firearms	12	1	2	3	26	7	57	10	118
Firearms Act 1968 offences <sup>2</sup>	2	1	2	-	25	-	35	6	71
Common assault <sup>1,3</sup>	1	3	6	-	25	4	47	11	97
Other crimes and offences	1	6	6	-	49	3	39	6	110
<b>Total</b>	<b>20</b>	<b>11</b>	<b>18</b>	<b>4</b>	<b>156</b>	<b>15</b>	<b>250</b>	<b>40</b>	<b>514</b>

Notes:

1. Possession of a firearm with intent to endanger life, commit crime and cause fear of violence. Does not include miscellaneous firearm offences. These are presented separately in [Table 15](#).
2. For the distinction between Serious assault and Common assault please see [Note 4.5.2](#).
3. Common assault includes the offences of Common assault and Common assault on an emergency worker.

**Table 13A: Offences in which an identified firearm, other than an air weapon, was alleged to have been involved by police force area, Scotland, 2011-12**

Type of Offence	Number								
	Central	Dumfries & Galloway	Fife	Grampian	Lothian & Borders	Northern	Strathclyde	Tayside	Scotland
Homicide	-	-	-	1	-	-	3	-	4
Attempted murder	1	-	-	-	-	-	7	-	8
Serious assault <sup>1</sup>	-	-	-	-	-	1	1	-	2
Robbery	-	-	-	-	11	-	37	-	48
Vandalism	1	-	2	-	1	-	1	4	9
Reckless conduct with firearms	11	-	2	-	8	6	7	3	37
Firearms Act 1968 offences <sup>2</sup>	2	1	2	-	20	-	28	5	58
Common assault <sup>1,3</sup>	1	2	5	-	18	-	19	9	54
Other crimes and offences	-	5	3	-	32	2	16	2	60
<b>Total</b>	<b>16</b>	<b>8</b>	<b>14</b>	<b>1</b>	<b>90</b>	<b>9</b>	<b>119</b>	<b>23</b>	<b>280</b>

Notes:

1. Possession of a firearm with intent to endanger life, commit crime and cause fear of violence. Does not include miscellaneous firearm offences. These are presented separately in [Table 15](#).
2. For the distinction between Serious assault and Common assault please see [Note 4.5.2](#).
3. Common assault includes the offences of Common assault and Common assault on an emergency worker.

**Table 14: Offences in which a firearm was stolen by main firearm recorded (excluding air weapons), Scotland, 2002-03 to 2011-12**

Main Firearm Recorded <sup>1</sup>	Number and percentage										
	2002-03	2003-04	2004-05	2005-06	2006-07	2007-08	2008-09	2009-10	2010-11	2011-12	% change 10-11 to 11-12
Shotgun	13	9	5	10	1	6	3	8	6	3	n/r
Rifle	6	1	1	-	1	9	2	-	1	2	n/r
Pistol/Revolver	2	3	1	-	-	2	-	-	2	-	-
Other Firearms	5	5	6	2	9	8	5	10	11	10	-9
<b>Total</b>	<b>26</b>	<b>18</b>	<b>13</b>	<b>12</b>	<b>11</b>	<b>25</b>	<b>10</b>	<b>18</b>	<b>20</b>	<b>15</b>	<b>-25</b>

Notes:

1. For further information on the main firearm recorded please see [Note 4.4.5](#).

**Table 15: Miscellaneous firearm offences<sup>1</sup> by police force area, Scotland, 2002-03 to 2011-12**

Police Force Area	Number and percentage										
	2002-03	2003-04	2004-05	2005-06	2006-07	2007-08	2008-09	2009-10	2010-11	2011-12	% change 10-11 to 11-12
Central	37	40	71	50	51	21	29	21	37	49	32
Dumfries & Galloway	35	37	32	22	29	36	37	23	22	32	45
Fife	21	19	36	26	56	33	38	26	36	44	22
Grampian	62	66	80	88	72	58	46	62	80	47	-41
Lothian & Borders	35	59	102	136	160	142	132	84	58	58	-
Northern	74	62	69	73	95	50	59	51	84	66	-21
Strathclyde	327	321	481	461	444	478	402	345	295	297	1
Tayside	69	60	76	60	40	45	31	53	37	27	-27
<b>Scotland</b>	<b>660</b>	<b>664</b>	<b>947</b>	<b>916</b>	<b>947</b>	<b>863</b>	<b>774</b>	<b>665</b>	<b>649</b>	<b>620</b>	<b>-4</b>

Notes:

1. Offences mainly related to the possession, handling and distribution of weapons and ammunition. For further information please see [Note 4.1.2](#).

## 4. Notes on statistics used in this bulletin

### 4.1 Data Returns

- 4.1.1 The statistics presented in this bulletin are derived from data returns submitted by Scottish police forces in respect of recorded crimes and offences in which a firearm was alleged to have been involved or where a firearm was stolen. The data return that was used to collect the statistics for this bulletin was revised in January 1993. The major change involved moving from an offence-based return to an incident-based return. In incidents where several crimes or offences occur, each crime or offence within the incident is counted.
- 4.1.2 A data return is submitted for each incident where a crime or offence has allegedly involved a firearm. Miscellaneous firearm offences relating mainly to the possession, handling and distribution of firearms and ammunition are excluded from the main tables. Prior to 2005-06, data returns for this bulletin did include miscellaneous firearm offences, but in discussion with police forces it became apparent that not all such incidents were being included. It was therefore decided to remove such incidents from the main tables and to provide a separate table ([Table 15](#)) which presents the totals for these offences based on [Recorded Crime](#) data returns.
- 4.1.3 It is possible that some of the inter-police force area variations shown in Tables [13](#) and [13A](#) arise from differences in procedure or different police force interpretation. The move to an incident-based rather than an individual offence-based recording system revealed some undercounting of offences involving firearms in years prior to 1994.
- 4.1.4 Under the Code of Practice for Official Statistics, the estimated costs of responding to statistical surveys and data collection are to be published.

The estimated cost of compliance for supplying and validating the data for this bulletin is: **£1,000**.

Details of the calculation methodology are available on the Scottish Government Crime and Justice website at:

<http://www.scotland.gov.uk/Topics/Statistics/Browse/Crime-Justice/costcalculation>

### 4.2 Legislation

- 4.2.1 Contraventions of Scottish criminal law are divided for statistical purposes into crimes and offences. "Crime" is generally used for the more serious criminal acts; the less serious termed "offences", although the term "offence" may also be used in relation to serious breaches of criminal law. The distinction is made only for working purposes and the "seriousness" of the offence is generally related to the maximum sentence that can be imposed.

4.2.2 Following the Dunblane incident in 1996, changes to the existing firearms legislation were introduced to enhance public safety. As a result, the Firearms (Amendment) Act 1997 (the '1997 Act') was implemented and thereafter the Firearms (Amendment)(No.2) Act 1997 (the '1997 (No.2) Act'). Under the 1997 Act, all pistols (otherwise referred to as "handguns") over .22 calibre were banned with effect from 1 October 1997. The 1997 (No.2) Act came into effect from 1 March 1998. A number of types of handgun were exempted from the 1997 (No.2) Act, including muzzle-loading guns, shot pistols, slaughtering instruments, firearms used for the humane killing of animals, trophies of war, etc.

4.2.3 The Anti-Social Behaviour Act 2003 raised the age for owning an air weapon from 14 years to 17 years; created a new offence of possessing an air weapon or imitation weapon in a public place without reasonable excuse; banned future import and sale of air weapons using self-contained air cartridge systems and licensed those already held. The Criminal Justice Act 2003 also imposed minimum sentences for the illegal possession of a prohibited firearm.

4.2.4 In relation to individuals aged under 18 years, the following legislation has been introduced:

- The Violent Crime Reduction Act 2006 raised the minimum age at which a person may purchase or hire either an air weapon or ammunition for an air weapon to 18 years.
- The EU Weapons Directive 91/477/EEC made it an offence to sell or let on hire a firearm or ammunition to a person under the age of 18 years.

### **4.3 Crimes and offences cleared up**

4.3.1 The definition of 'cleared up' was revised with effect from 1 April 1996. Previously, a crime or offence was regarded as being cleared up if one or more offenders was apprehended, cited, warned or traced for it. This was revised as follows:

A crime or offence is regarded as cleared up where there exists a sufficiency of evidence under Scots law, to justify consideration of criminal proceedings notwithstanding that a report is not submitted to the procurator fiscal because either:

(i) by standing agreement with the procurator fiscal, the police warn the accused due to the minor nature of the offence, or

(ii) reporting is inappropriate due to the non-age of the accused, death of the accused or other similar circumstances.



4.3.2 For some types of crimes and offences the case is cleared up immediately as the offender is caught in the act. In Scots law, the confession of an accused person to a crime would not in general be sufficient to allow a prosecution to be taken, as corroborative evidence is required. Thus, a case cannot be regarded as 'cleared up' on the basis of a confession alone.

#### 4.4 Statistical issues

4.4.1 Occasionally, late data returns are submitted by police forces which may result in revisions to the next issue of this statistical bulletin.

4.4.2 In addition to the potential submission of late data returns by the police forces, a review was carried out on the data before the publication of this bulletin. As a result there have been minor changes to the data for 2008-09 and 2009-10. The amendments that have been made have resulted in there being two extra incidents involving firearms being recorded in 2008-09 and four fewer incidents involving firearms being recorded in 2009-10. These changes in the number of incidents involving firearms have resulted in eight more crimes and offences involving firearms being recorded in 2008-09 and five fewer crimes and offences involving firearm being recorded in 2009-10.

4.4.3 Population data are derived from relevant mid-year population estimates prepared by the National Records of Scotland: <http://www.gro-scotland.gov.uk/statistics/theme/population/estimates/mid-year/index.html>.

4.4.4 To calculate the figures shown in [Table 2](#) and [Chart 2](#), the total number of offences involving a firearm are calculated as a percentage of all crimes and offences recorded by the police. These data are derived from the Scottish Government's [Recorded Crime](#) statistical bulletin series and are provided in the table below:

Type of Crime	Number									
	2002-03	2003-04	2004-05	2005-06	2006-07	2007-08	2008-09	2009-10	2010-11	2011-12
Homicide	123	107	142	95	121	118	99	79	93	93
Attempted murder	760	740	828	710	820	711	710	560	573	503
Serious assault	6,654	6,625	6,775	6,320	6,525	6,000	5,762	5,061	4,920	4,190
Robbery	4,636	4,161	3,736	3,553	3,578	3,064	2,963	2,496	2,557	2,244
Vandalism	91,333	95,663	119,855	120,340	121,676	109,855	100,880	85,576	74,420	67,984
Common assault	54,956	57,355	73,711	72,281	78,167	73,523	74,130	72,212	70,786	69,253

4.4.5 The main firearm is that which inflicts the most serious injury or damage. In cases where no injury or damage is caused, the firearm that is considered to potentially be the most dangerous is treated as the main weapon. The 'other' firearms category includes weapons such as starting guns and ball bearing guns. From 1988, crossbows were included in the 'other' category. The 'imitation' firearms category includes replica and imitation weapons.

4.4.6 Details of the age and gender of the main victim (Tables [10](#) and [10A](#)) are collected only for offences in which fatal or non-fatal injury is caused. The main victim is the person most seriously injured. Cases involving injury to animals are recorded under the category 'damage to property' rather than

‘injury’ – which is reserved solely for the purpose of recording injuries to persons.

- 4.4.7 Details of the age and gender of the main accused (Tables [12](#) and [12A](#)) are collected for offences that are cleared up. In offences involving injury or damage, the main accused is the person who inflicts the most serious injury or damage. In other instances, it is taken to be the oldest person. From 2001 to 2003, there was an overstatement of crimes cleared up due to the inclusion of some offences where no accused had been identified.
- 4.4.8 The figures provided in [Table 14](#) for stolen firearms are not included elsewhere in this bulletin. The information reflects solely those incidents where firearms were stolen and not whether they were used to perpetrate a crime or offence.
- 4.4.9 There have been various changes to the way in which the type of firearm involved in offences has been recorded over the years. From 2005-06 onwards, all police forces agreed to identify weapons where possible, resulting in an increase in the alleged use of air weapons (and other identified weapons) and a decrease in the alleged use of unidentified firearms. It was also agreed that from 2006-07 onwards, all forces would include incidents involving air weapons where no injury or damage was caused. These incidents had previously been omitted from the bulletin. It is thought that this change has increased both the total number of offences of Reckless conduct with a firearm and the total number of offences involving air weapons.
- 4.4.10 From 2005-06 onwards, the figures reported in this bulletin provide more extensive coverage of those crimes and offences recorded as involving a firearm. This follows discussions with police forces regarding the scope of the data collection and clarification of what should be included in the statistical return. This clarification is not thought to have impacted on major crimes and offences, but is considered to have resulted in an increase in some of the more minor categories.
- 4.4.11 The increase in offences involving a firearm in 2006-07 is thought to be partly due to the aforementioned clarification of the counting rules which led to the inclusion of more minor crimes that had perhaps been excluded in the past. The scope of what constitutes a firearm was also clarified as some police forces had previously not included incidents involving weapons such as taser guns, mace and pepper sprays, which are all covered under Section 5 of the Firearms Act 1968 (as amended). This clarification appears to have particularly affected figures for common assault and ‘Other crimes and offences’.

## 4.5 Classification

4.5.1 For the purposes of statistical reporting, the Scottish Government has a classification list containing about 475 crime and offence codes. These are grouped in this bulletin as follows:

<b>Category</b>	<b>Notes</b>
Homicide	Includes: <ul style="list-style-type: none"><li>• Murder</li><li>• Culpable homicide</li></ul>
Attempted murder	Attempted murder
Serious assault	Serious assault
Robbery	Robbery and assault with intent to rob
Vandalism	Includes: <ul style="list-style-type: none"><li>• Vandalism</li><li>• Reckless Damage</li><li>• Malicious mischief</li></ul>
Reckless conduct with firearms	Reckless conduct with firearms
Firearms Act 1968 offences	Firearm with intent to endanger life, commit crime or resist arrest
Common assault	Includes: <ul style="list-style-type: none"><li>• Common assault</li><li>• Common assault on an emergency worker</li></ul>
Other crimes and offences	Includes: <ul style="list-style-type: none"><li>• Possession of an offensive weapon</li><li>• Poaching and game laws</li><li>• Deer offences</li><li>• Cruelty to animals</li><li>• Offences involving animals</li><li>• Offences involving birds</li></ul>

4.5.2 In Scotland, assault is a common law offence. In order to distinguish between serious and common assaults, police forces use a common definition of what a serious assault is, namely:

An assault or attack in which the victim sustains injury resulting in detention in hospital as an inpatient, for the treatment of that injury, or any of the following injuries whether or not detained in hospital:

- Fractures (the breaking or cracking of a bone. Note – nose is cartilage not bone, so a ‘broken nose’ should not be classified unless it meets one of the other criteria)
- Internal injuries
- Severe concussion
- Lacerations requiring sutures which may lead to impairment or disfigurement
- Any other injury which may lead to impairment or disfigurement.

The following are not included in the definition of serious assault:

- Detention in hospital as an inpatient, for observation only
- Lacerations which are unlikely to lead to impairment or disfigurement
- Loss of consciousness
- A broken nose (Note – a broken or cracked nose is classed as a common assault as the nose is made of cartilage and not bone)
- A broken tooth
- Bruising or red marks.

Please note that slight changes to the definition of serious assault were made in April 2011. Loss of consciousness is no longer included in the definition of what constitutes a serious assault.

## 4.6 Other

4.6.1 The percentage figures given in tables and charts have been independently rounded, so they may not always sum to the relevant sub-totals or totals.

4.6.2 The following symbols are used throughout the tables in this bulletin:

- = nil.

~ = percentage less than 0.05%.

\* = percentage less than 0.5%.

n/r = not reported (a percentage change figure is not reported if the denominator is less than ten as any resulting figure may be misleading).

4.6.3 Only a limited selection of tables are included in this bulletin. However, further analysis of recorded crimes and offences involving firearms statistics can be supplied upon request. This includes available information relating to a different time period than that covered in this bulletin. In certain cases, a fee may be charged for additional information. For details of what can be provided, please telephone Justice Analytical Services on 0131 244 2635 or e-mail [JusticeAnalysts@scotland.gsi.gov.uk](mailto:JusticeAnalysts@scotland.gsi.gov.uk).

## **A NATIONAL STATISTICS PUBLICATION FOR SCOTLAND**

The United Kingdom Statistics Authority has designated these statistics as National Statistics, in accordance with the Statistics and Registration Service Act 2007 and signifying compliance with the Code of Practice for Official Statistics.

Designation can be broadly interpreted to mean that the statistics:

- meet identified user needs;
- are well explained and readily accessible;
- are produced according to sound methods, and
- are managed impartially and objectively in the public interest.

Once statistics have been designated as National Statistics it is a statutory requirement that the Code of Practice shall continue to be observed. Further information about Official and National Statistics can be found on the UK Statistics Authority website at [www.statisticsauthority.gov.uk](http://www.statisticsauthority.gov.uk).

## **SCOTTISH GOVERNMENT STATISTICIAN GROUP**

### **Our Aim**

To provide relevant and reliable information, analysis and advice that meet the needs of government, business and the people of Scotland. For more information on the Statistician Group, please see the Scottish Government website at [www.scotland.gov.uk/statistics](http://www.scotland.gov.uk/statistics)

### **Correspondence and enquiries**

Enquiries on this publication should be addressed to:

Neil Henderson  
Justice Analytical Services  
2WR St Andrews House  
EDINBURGH EH1 3DG  
Telephone: (0131) 244 2635  
e-mail:

[JusticeAnalysts@scotland.gsi.gov.uk](mailto:JusticeAnalysts@scotland.gsi.gov.uk)

General enquiries on Scottish Government statistics can be addressed to:  
Office of the Chief Statistician and Performance  
Scottish Government  
3R.02, St Andrews House  
EDINBURGH EH1 3DG  
Telephone: (0131) 244 4826  
e-mail: [statistics.enquiries@scotland.gsi.gov.uk](mailto:statistics.enquiries@scotland.gsi.gov.uk)

Further contact details, e-mail addresses and details of previous and forthcoming publications can be found on the Scottish Government Website at [www.scotland.gov.uk/statistics](http://www.scotland.gov.uk/statistics)

### **Complaints and suggestions**

If you are not satisfied with our service, please write to the Chief Statistician at the address above.

If you would like to be consulted about new or existing statistical collections or receive notification of forthcoming statistical publications, please register your interest on the Scottish Government ScotStat website at [www.scotland.gov.uk/scotstat](http://www.scotland.gov.uk/scotstat)

ISSN 0264 1178    ISBN 978-1-78256-257-3

### **Crown Copyright**

Brief extracts from the Crown Copyright material in this publication may be reproduced provided the source is fully acknowledged.