

Cancer Patient Experience Survey 2015

Results for Aberdeen Royal Infirmary



June 2016, Official Statistics

Contents

	Page
Introduction	3
Chapter 1. Overall Results for Aberdeen Royal Infirmary	4
Chapter 2. Variation in Results across the Main Cancer Treatment Centres in Scotland	21
Chapter 3. Results by Tumour Group for Aberdeen Royal Infirmary	31
Chapter 4. Condition / Demographic Questions for Aberdeen Royal Infirmary	51
Appendix A: Mapping of Response Options to Positive, Neutral and Negative Categories	55

Introduction

This report gives a summary of the results of the NHS Scotland Cancer Patient Experience Survey 2015 for patients who were treated at Aberdeen Royal Infirmary.

Survey questionnaires were sent out in October 2015 to 729 patients who were diagnosed with cancer between 1st July 2013 and 31st March 2014 and who received cancer treatment and care at Aberdeen Royal Infirmary between 1st January 2014 and 30th September 2014.

The survey asked questions about people's experiences of diagnosis, treatment, support, operations, in / outpatient care and home care / support. You can find a full copy of the survey at:

www.gov.scot/cancersurvey

487 Aberdeen Royal Infirmary patients (67%) returned feedback on their experiences. Of those patients willing to provide information about themselves:

- 52% were male and 48% were female.
- 1% were aged 16 - 25; 2% were aged 26 - 35; 12% were aged 36 - 50; 36% were aged 51 - 65; 34% were aged 66 - 75 and 16% were aged 76 and over.
- 56% did not have any limiting illness or disability.

The survey was commissioned by the Scottish Government as part of the Scottish Care Experience Survey Programme, which aims to use the public's experiences of health and care services to improve those services. The survey was jointly funded by Macmillan Cancer Support and the Scottish Government and was managed by the Scottish Government in partnership with Macmillan Cancer Support and ISD Scotland (part of NHS National Services Scotland). The survey fieldwork was carried out by Quality Health Ltd.

The results of the survey will be used by Aberdeen Royal Infirmary and the Scottish Government to improve the quality of cancer care in Scotland by focusing on the areas that patients tell us are important to them and where they consider improvements could be made.

Please note that many of the patients who responded to the survey will have had contact with a variety of treatment centres / hospitals during their cancer journey, therefore some of their experiences may relate to treatment or care that did not take place at Aberdeen Royal Infirmary. For example, questions 1 - 3, 55 - 56 and 58 relate to GP and / or community-based care.

National results for this survey and further details of the methods used to generate this report are available at:

www.gov.scot/cancersurvey

Chapter 1. Overall Results for Aberdeen Royal Infirmary

The tables / charts in this chapter show how patients treated at this hospital responded to questions about their cancer care. Results for this hospital are shown alongside the results for NHS Scotland as a whole.

Two types of table / chart are shown in this chapter:

- (a) The first type of table / chart shows how positively or negatively patients responded to questions. For each question, the percentages of positive, neutral / mixed and negative responses are shown. Please see Appendix A for a full breakdown of how patients' responses were grouped into the positive, neutral / mixed or negative categories.
- (b) The second type of table / chart reports the percentage of respondents who selected a particular response in relation to a question. These types of questions are designed to gather background information about respondents (for example, how often a patient visited his / her GP prior to attending hospital for cancer care).

Notes on Interpretation

Number of responses - the number of patients treated within this hospital who provided a valid response to the question. Note that respondents who indicated that a question was not relevant, or who did not know the answer, are not included in these results. Where a result to a question does not appear within this section it has been suppressed due to the low number of valid responses (fewer than 20).

Response (%) - the percentage of positive, neutral / mixed and negative responses received for the question from patients treated within this hospital. For example, when asked how he / she felt about the length of time he / she had to wait for an appointment, the percentage positive refers to patients who felt they were seen as soon as necessary. Where patients said they should have been seen a lot sooner these responses have been counted as negative. Where patients said they should have been seen a bit sooner their responses have been counted as neutral / mixed. The coloured bars illustrate the percentage positive as green and the percentage negative as red. Where answers were neither positive nor negative (neutral / mixed) the percentage is shown in yellow. Note that results have been rounded to the nearest whole percentage and this occasionally results in the sum of positive, neutral and negative percentages not adding up to exactly 100%.

% Positive - the percent positive result; the total percentage of patients treated within this hospital who responded positively to the question.

Difference from NHS Scotland - the difference between this hospital's percent positive result and the equivalent result for NHS Scotland (for example, -2 means that the result for this hospital is two percentage points lower than for NHS Scotland as a whole).

S Indicates a statistically significant difference in the percent positive result between this hospital and NHS Scotland as a whole.

NT Indicates that a significance test was not carried out because fewer than five respondents within this hospital selected a positive response or because fewer than five respondents within this hospital selected a negative / neutral response.

Median rating - the "average" rating that respondents gave their overall care within this hospital. Patients were asked to rate their care on a scale between 0 (Very poor) and 10 (Very good). To calculate the median, ratings from all respondents are listed in numerical order; the median rating is the middle value within that list, with half the ratings placed equal to or above the median and half placed equal to or below the median. The higher the median, the more positive the "average" rating.

(%) Hospital - Percentage of respondents treated within this hospital who selected this particular response option.

(%) NHS Scotland - Percentage of respondents treated within NHS Scotland who selected this particular response option.

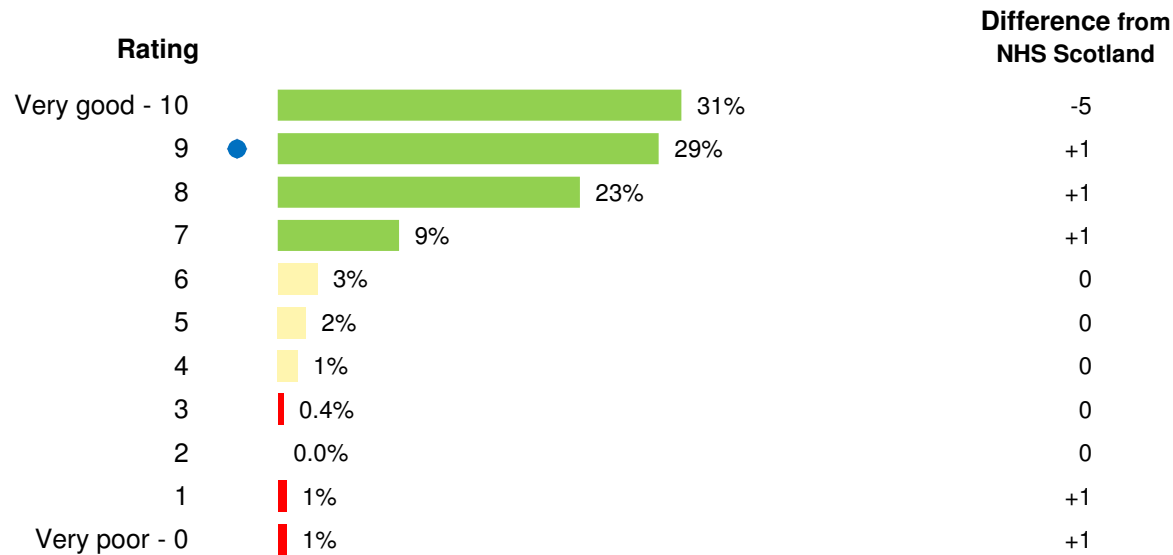
- - Indicates that a result has been suppressed due to the low number of valid responses to the question (fewer than 20).

1.1 Overall Care

Patients were asked to rate their overall care on a scale between 0 (Very poor) and 10 (Very good). Ratings of 7 - 10 have been categorised as positive; ratings of 4 - 6 have been categorised as neutral / mixed; ratings of 0 - 3 have been categorised as negative.

	Number of responses	Response (%)			% Positive	Difference from NHS Scotland
		Positive	Neutral / Mixed	Negative		
64. Overall, how would you rate your care?	467	92	7		92	-2

A full breakdown showing the percentage of respondents who selected each rating at this hospital is shown below along with the difference from the NHS Scotland result. The median rating given by respondents treated at this hospital is denoted by the blue dot (●).



Difference from NHS Scotland Median (●): 0.0

1.2 Seeing your GP

1.		(%) Hospital	(%) NHS Scotland
	None – I went straight to hospital	8	9
	None – I went to hospital following a cancer screening appointment	15	15
	I saw my GP once	43	43
	I saw my GP twice	15	16
	I saw my GP 3 or 4 times	11	10
	I saw my GP 5 or more times	8	7

(Number of responses from this hospital = 458).

		Response (%)			% Positive	Difference from NHS Scotland	
	Number of responses	Positive	Neutral / Mixed	Negative			
2.	How do you feel about the length of time you had to wait before your first appointment with a hospital doctor?	467	76	14	9	76	-6 ^S

3.		(%) Hospital	(%) NHS Scotland
	How long was it from the time you first thought something might be wrong with you until you first saw a GP or other doctor?		
	Less than 3 months	80	83
	3 - 6 months	14	11
	6 - 12 months	3	3
	More than 12 months	4	3

(Number of responses from this hospital = 439).

1.3 Diagnostic tests

4. Have you had diagnostic test(s) for cancer such as an endoscopy, biopsy, mammogram, or scan?	(%) Hospital	(%) NHS Scotland
Yes ¹	97	96
No	3	4

(Number of responses from this hospital = 482).

¹ Of the respondents who had a diagnostic test(s), 86% indicated that the test(s) took place at this hospital. The results for questions 5 - 7 below only include responses from those patients who said that their test(s) took place at this hospital.

	Number of responses	Response (%)			% Positive	Difference from NHS Scotland
		Positive	Neutral / Mixed	Negative		
5. Beforehand, did you have all the information you needed about your test?	371	91	9	91	-1	
6. Overall, how did you feel about the length of time you had to wait for your test to be done?	392	80	13	7	80	-5 ^s
7. Were the results of the test explained in a way you could understand?	396	82	18		82	+1

1.4 Finding out what was wrong with you

	Number of responses	Response (%)			% Positive	Difference from NHS Scotland
		Positive	Neutral / Mixed	Negative		
9. When you were first told that you had cancer, had you been told you could bring a family member or friend with you?	382	73		27	73	+1
10. How do you feel about the way you were told you had cancer?	472	87	8	4	87	+1
11. Did you understand the explanation of what was wrong with you?	479	77	22		77	+2
12. When you were told you had cancer, were you given written information about the type of cancer you had?	408	66		34	66	+6 ^s

1.5 Deciding the best treatment for you

	Number of responses	Response (%)			% Positive	Difference from NHS Scotland
		Positive	Neutral / Mixed	Negative		
13. Before your cancer treatment started, were your treatment options explained to you?	411	84	15	1	84	-2
14. Were the possible side effects of treatment(s) explained in a way you could understand?	458	72	24	4	72	+1
15. Were you offered practical advice and support in dealing with the side effects of your treatment(s)?	447	62	28	10	62	-2
16. Before you started your treatment(s), were you also told about any side effects of the treatment that could affect you in the future rather than straight away?	421	55	27	18	55	+2
17. Were you involved as much as you wanted to be in decisions about your care and treatment?	458	78	17	5	78	0

1.6 Clinical Nurse Specialist

	Number of responses	Response (%)			% Positive	Difference from NHS Scotland
		Positive	Neutral / Mixed	Negative		
18. Were you given the name of a Clinical Nurse Specialist who would support you through your treatment? ¹	449	81		19	81	-3
19. How easy or difficult has it been for you to contact your Clinical Nurse Specialist?	314	89	6	5	89	-1
20. When you have had important questions to ask your Clinical Nurse Specialist, how often have you got answers you could understand?	297	88	9	3	88	-2

¹ The results for questions 19 - 20 only include responses from patients who said that they were given the name of a Clinical Nurse Specialist.

1.7 Support for people with cancer

	Number of responses	Response (%)			% Positive	Difference from NHS Scotland
		Positive	Neutral / Mixed	Negative		
21. Did hospital staff give you information about support or self-help groups for people with cancer?	353	80		20	80	+1
22. Did hospital staff discuss with you or give you information about the impact cancer could have on your day to day activities (for example, your work life or education)?	306	78		22	78	+1
23. Did hospital staff give you information about how to get financial help or any benefits you might be entitled to?	196	35		65	35	-16 ^s

1.8 Operations

24. Have you had an operation (such as removal of a tumour or lump) for your cancer?	(%) Hospital	(%) NHS Scotland
Yes ¹	69	77
No	31	23

(Number of responses from this hospital = 482).

¹ Of the respondents who had an operation, 94% indicated that the operation took place at this hospital. The results for questions 25 - 26 below only include responses from those patients who said that their operation took place at this hospital.

	Number of responses	Response (%)			% Positive	Difference from NHS Scotland
		Positive	Neutral / Mixed	Negative		
25. Beforehand, did you have all the information you needed about your operation?	301	94	6	94	+1	
26. After the operation, did a member of staff explain how it had gone in a way you could understand?	305	81	17	81	+1	

1.9 Hospital care as an inpatient

28. Have you had an operation or stayed overnight for cancer care?	(%) Hospital	(%) NHS Scotland
Yes ¹	79	83
No	21	17

(Number of responses from this hospital = 479).

¹ Of the respondents who had an operation / stayed overnight, 95% indicated that the operation / stay took place at this hospital. The results for questions 29 - 40 below only include responses from those patients who said that their operation / stay took place at this hospital.

	Number of responses	Response (%)			% Positive	Difference from NHS Scotland
		Positive	Neutral / Mixed	Negative		
29. Did groups of doctors and nurses talk in front of you as if you weren't there?	357	78	19	3	78	-3
30. Did you have confidence and trust in the doctors treating you?	358	84	15	1	84	-2
31. If your family or someone else close to you wanted to talk to a doctor, were they able to?	264	69	26	5	69	-6 ^s
32. Did you have confidence and trust in the ward nurses treating you?	358	73	26	1	73	-4
33. In your opinion, were there enough nurses on duty to care for you in hospital?	355	68	24	8	68	-4
34. While you were in hospital did the doctors and nurses ask you what name you prefer to be called by?	353	58	25	17	58	-7 ^s
35. Were you given enough privacy when discussing your condition or treatment?	355	74	22	5	74	-8 ^s

1.9 Hospital care as an inpatient (cont.)

	Number of responses	Response (%)			% Positive	Difference from NHS Scotland
		Positive	Neutral / Mixed	Negative		
36. During your hospital visit, did you find someone on the hospital staff to talk to about your worries and fears?	252	46	33	21	46	-4
37. Do you think the hospital staff did everything they could to help control your pain?	332	86	10	4	86	-1
38. Overall, did you feel you were treated with respect and dignity while you were in hospital?	359	84	15	1	84	-3
39. Were you given clear written information about what you should or should not do after leaving hospital?	323	85	15	0	85	+3
40. Did hospital staff tell you who to contact if you were worried about your condition or treatment after you left hospital?	338	91	9	0	91	0

1.10 Hospital care as a day patient / outpatient

42. Have you been treated as an outpatient or day case for cancer care?	(%) Hospital	(%) NHS Scotland
Yes ¹	86	84
No	14	16

(Number of responses from this hospital = 482).

¹ Of the respondents who had been treated as an outpatient or day case, 90% indicated that the treatment / care took place at this hospital. The results for questions 43 - 44 below only include responses from those patients who said that their treatment / care took place at this hospital.

	Number of responses	Response (%)			% Positive	Difference from NHS Scotland
		Positive	Neutral / Mixed	Negative		
43. While you were being treated as an outpatient or day case, did you find someone on the hospital staff to talk to about your worries and fears?	305	65	27	8	65	-4
44. The last time you had an outpatients appointment with a cancer doctor, did they have the right documents, such as medical notes, x-rays and test results?	359	96		4	96	-2

1.11 Radiotherapy

46. Have you had radiotherapy treatment?	(%) Hospital	(%) NHS Scotland
Yes ¹	58	49
No	42	51

(Number of responses from this hospital = 471).

¹ Of the respondents who had radiotherapy treatment, 93% indicated that the treatment took place at this hospital. The results for questions 47 - 48 below only include responses from those patients who said that their radiotherapy took place at this hospital.

	Number of responses	Response (%)			% Positive	Difference from NHS Scotland
		Positive	Neutral / Mixed	Negative		
47. Beforehand, did you have all of the information you needed about your radiotherapy treatment?	253	82	15	3	82	+1
48. Once you started your treatment, were you given enough information about whether your radiotherapy was working in a way you could understand?	224	53	32	15	53	-1

1.12 Chemotherapy

50. Have you had chemotherapy treatment?	(%) Hospital	(%) NHS Scotland
Yes ¹	42	48
No	58	52

(Number of responses from this hospital = 466).

¹ Of the respondents who had chemotherapy treatment, 90% indicated that the treatment took place at this hospital. The results for questions 51 - 52 below only include responses from those patients who said that their chemotherapy took place at this hospital.

	Number of responses	Response (%)			% Positive	Difference from NHS Scotland
		Positive	Neutral / Mixed	Negative		
51. Beforehand, did you have all of the information you needed about your chemotherapy treatment?	174	73	24	3	73	-4
52. Once you started your treatment, were you given enough information about whether your chemotherapy was working in a way you could understand?	156	64	26	10	64	+2

1.13 Home care and support

	Number of responses	Response (%)			% Positive	Difference from NHS Scotland
		Positive	Neutral / Mixed	Negative		
54. Did the doctors or nurses give your family or someone close to you all the information they needed to help care for you at home?	378	52	29	19	52	-5
55. During your cancer treatment, were you given enough care and support from health or social services (for example, district nurses, home helps or physiotherapists)?	260	50	25	25	50	-4
56. Once your cancer treatment finished were you given enough care and support from health or social services (e.g district nurses, home helps or physiotherapists)?	209	41	28	31	41	-4

1.14 Care from your General Practice

	Number of responses	Response (%)			% Positive	Difference from NHS Scotland
		Positive	Neutral / Mixed	Negative		
57. As far as you know, was your GP given enough information about your condition and the treatment you had at the hospital?	396	96		4	96	0
58. Do you think the GPs and nurses at your general practice did everything they could to support you while you were having cancer treatment?	381	68	22	10	68	-2

1.15 Your overall NHS Care

	Number of responses	Response (%)			% Positive	Difference from NHS Scotland
		Positive	Neutral / Mixed	Negative		
59. Did the different people treating and caring for you (such as GP, hospital doctors, community nurses) work well together to give you the best possible care?	462	89	9	1	89	0
60. Have you been given a care plan? This is a document that sets out your needs and goals for caring for your cancer agreed between you and your health professional.	415	20	80	0	20	-2
61. Overall, how would you rate the administration of your care (getting letters at the right time, doctors having the right notes / tests results, etc)?	475	87	8	5	87	-3
62. Overall, how do you feel about the length of time you had to wait when attending clinics and appointments for your cancer treatment?	471	75	19	6	75	-1
63. Since your diagnosis, has anyone discussed with you whether you would like to take part in cancer research?	459	19	81	0	19	-3 ^s

1.16 Questions with highest percent positive response

		Number of responses	Response (%)			% Positive	Difference from NHS Scotland
			Positive	Neutral / Mixed	Negative		
44.	The last time you had an outpatients appointment with a cancer doctor, did they have the right documents, such as medical notes, x-rays and test results?	359	96	4	96	-2	
57.	As far as you know, was your GP given enough information about your condition and the treatment you had at the hospital?	396	96	4	96	0	
25.	Beforehand, did you have all the information you needed about your operation?	301	94	6	94	+1	
64.	Overall, how would you rate your care?	467	92	7	92	-2	
5.	Beforehand, did you have all the information you needed about your test?	371	91	9	91	-1	

Note 1: Where a question number has been shaded blue, this denotes that the question was also amongst those with the highest percent positive response for NHS Scotland as a whole.

Note 2: Some questions in the survey did not have a neutral / mixed response option, therefore respondents only had the opportunity to select either positive or negative response options. Questions that only had positive / negative response options are more likely to be included in the table above than questions that had positive / neutral / negative options. Please see Appendix A for a full breakdown of how responses were grouped into the positive, neutral / mixed and negative categories.

1.17 Questions with highest percent negative response

		Number of responses	Response (%)			% Positive	Difference from NHS Scotland
			Positive	Neutral / Mixed	Negative		
63.	Since your diagnosis, has anyone discussed with you whether you would like to take part in cancer research?	459	19		81	19	-3 ^s
60.	Have you been given a care plan? This is a document that sets out your needs and goals for caring for your cancer agreed between you and your health professional.	415	20		80	20	-2
23.	Did hospital staff give you information about how to get financial help or any benefits you might be entitled to?	196	35		65	35	-16 ^s
12.	When you were told you had cancer, were you given written information about the type of cancer you had?	408		66	34	66	+6 ^s
56.	Once your cancer treatment finished were you given enough care and support from health or social services (e.g district nurses, home helps or physiotherapists)?	209	41	28	31	41	-4

Note 1: Where a question number has been shaded blue, this denotes that the question was also amongst those with the highest percent negative response for NHS Scotland as a whole.

Note 2: Some questions in the survey did not have a neutral / mixed response option, therefore respondents only had the opportunity to select either positive or negative response options. Questions that only had positive / negative response options are more likely to be included in the table above than questions that had positive / neutral / negative options. Please see Appendix A for a full breakdown of how responses were grouped into the positive, neutral / mixed and negative categories.

Chapter 2. Variation in Results across the Main Cancer Treatment Centres in Scotland

The tables / charts in this chapter show this hospital's percent positive results in relation to the range of percent positive results across the five main cancer treatment centres in Scotland. The percent positive results for NHS Scotland are also shown.

Notes on Interpretation

■ Range of percent positive results across the five main cancer treatment centres in Scotland - ranges from lowest centre's result to highest centre's result.

■ This hospital's percent positive result.

| NHS Scotland percent positive result (includes results from patients treated at all hospitals in Scotland).


S Indicates a statistically significant difference in the percent positive result between this hospital and NHS Scotland as a whole.

NT Indicates that a significance test was not carried out because fewer than five respondents at this hospital selected a positive response or because fewer than five respondents at this hospital selected a negative / neutral response.

Where a result to a question does not appear within this section it has been suppressed due to the low number of valid responses (fewer than 20).

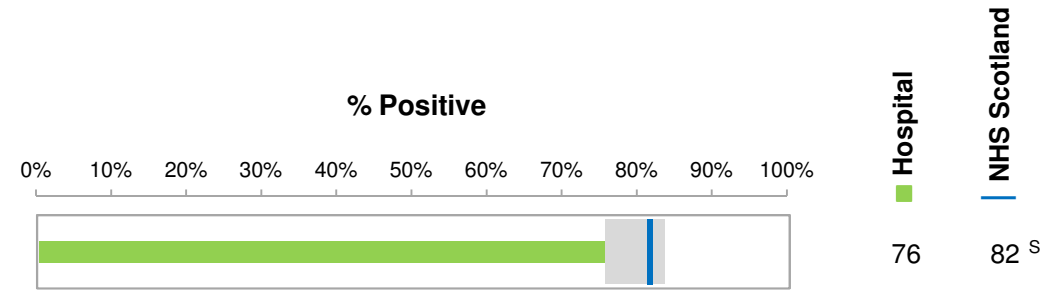
2.1 Overall Care

64. Overall, how would you rate your care?



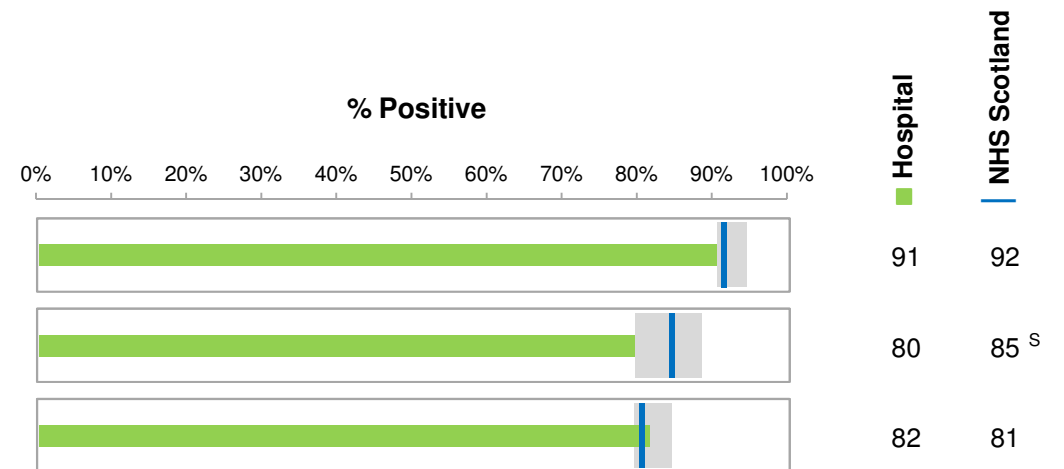
2.2 Seeing your GP

2. How do you feel about the length of time you had to wait before your first appointment with a hospital doctor?

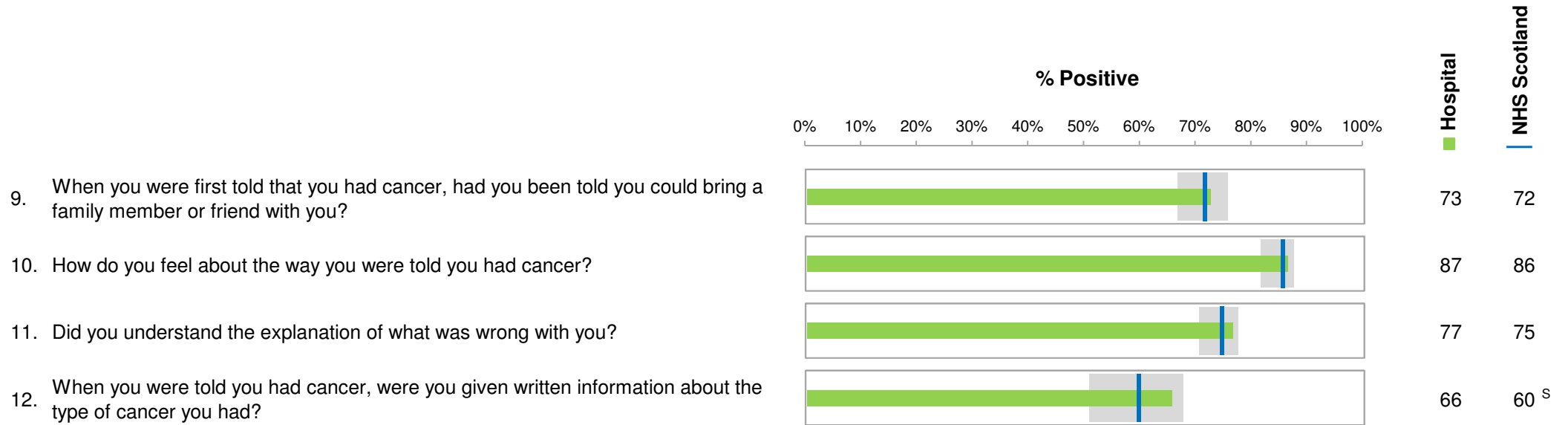


2.3 Diagnostic tests

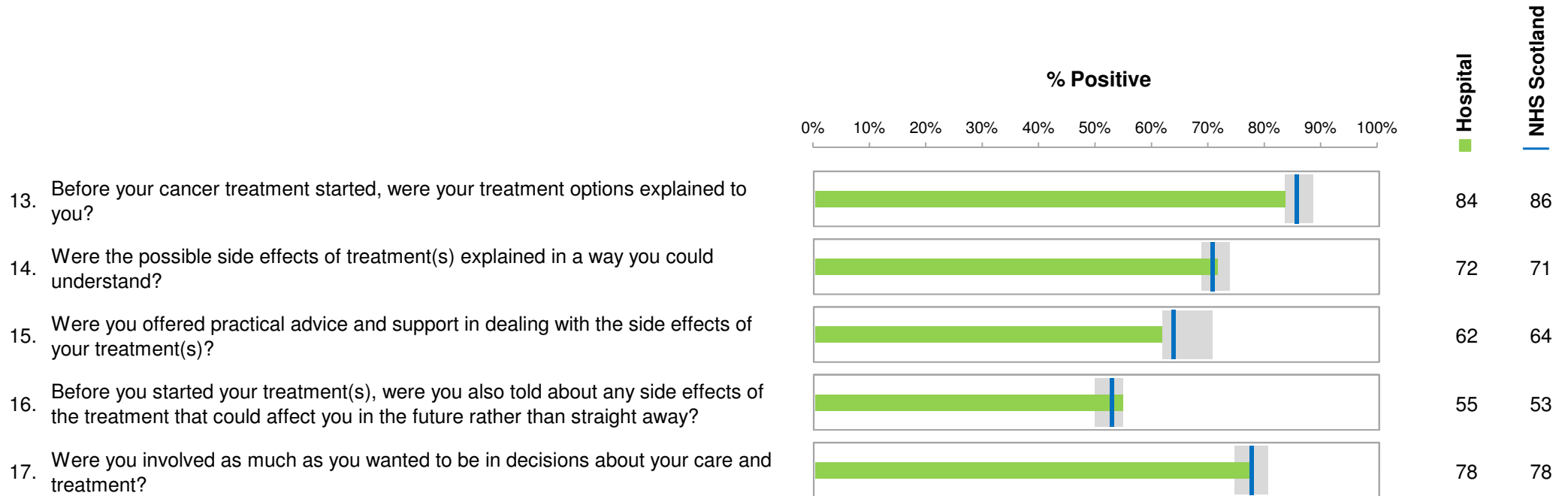
5. Beforehand, did you have all the information you needed about your test?
6. Overall, how did you feel about the length of time you had to wait for your test to be done?
7. Were the results of the test explained in a way you could understand?



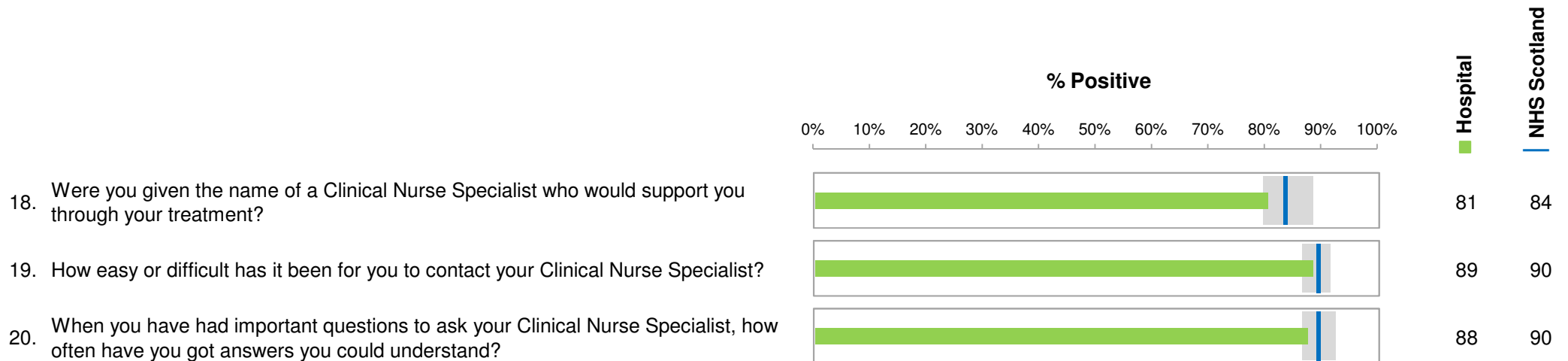
2.4 Finding out what was wrong with you



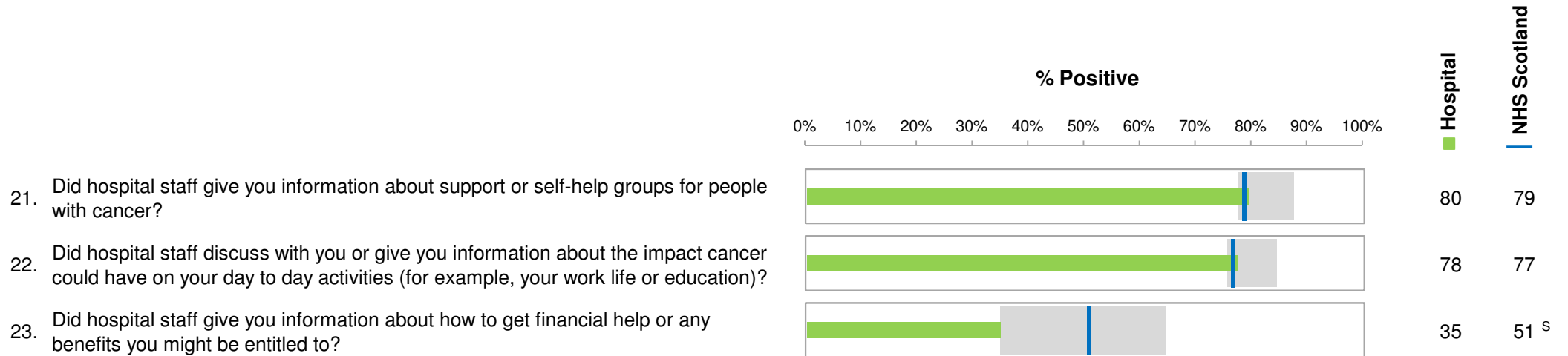
2.5 Deciding the best treatment for you



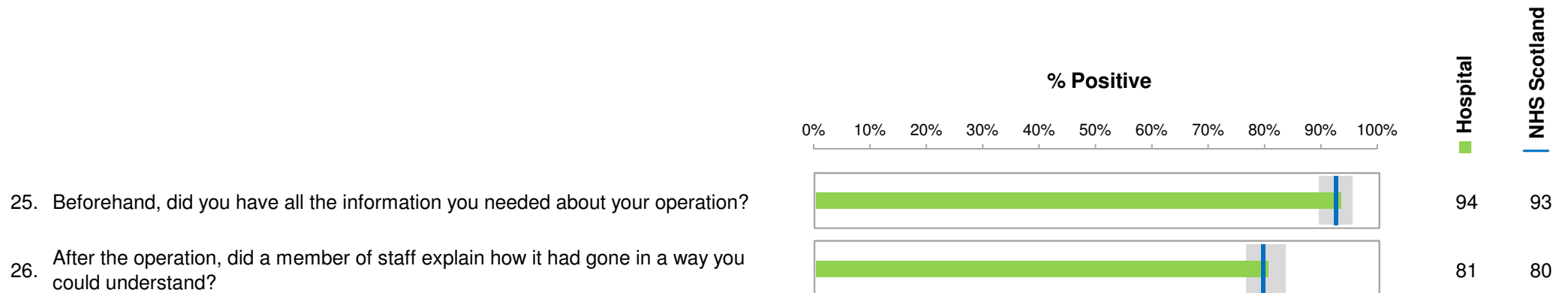
2.6 Clinical Nurse Specialist



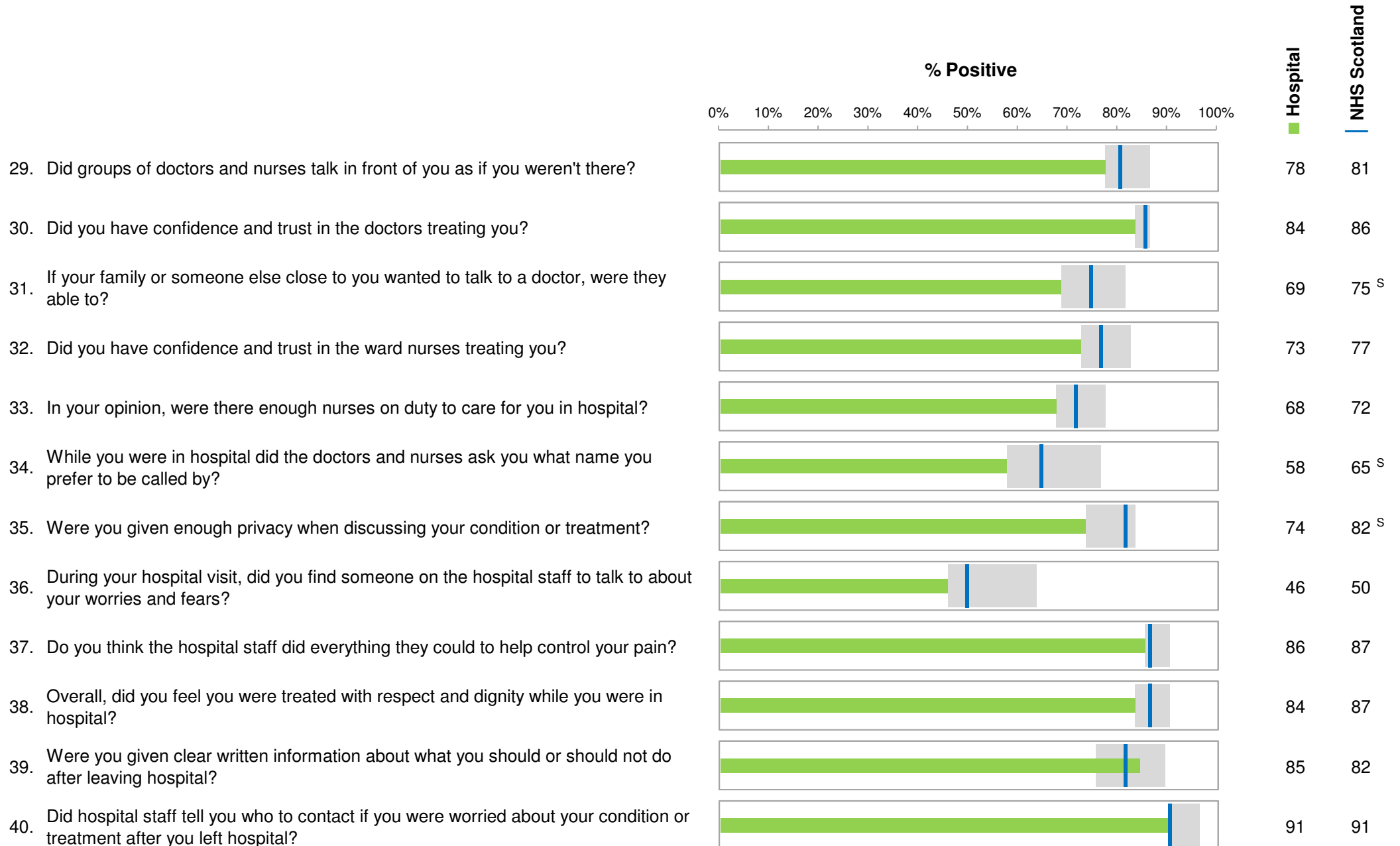
2.7 Support for people with cancer



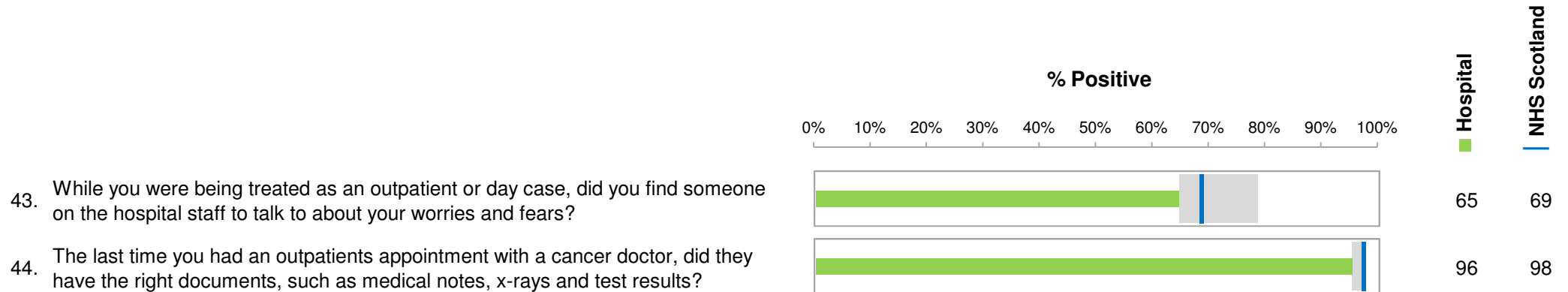
2.8 Operations



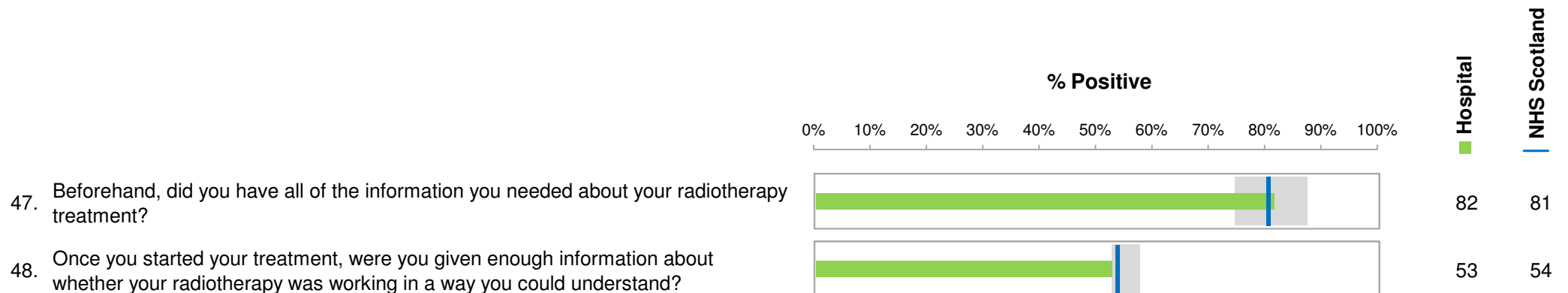
2.9 Hospital care as an inpatient



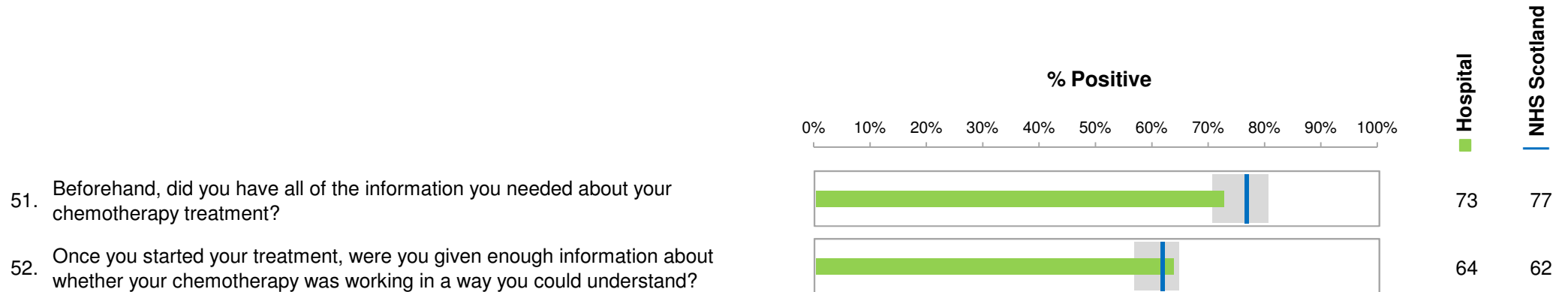
2.10 Hospital care as a day patient / outpatient



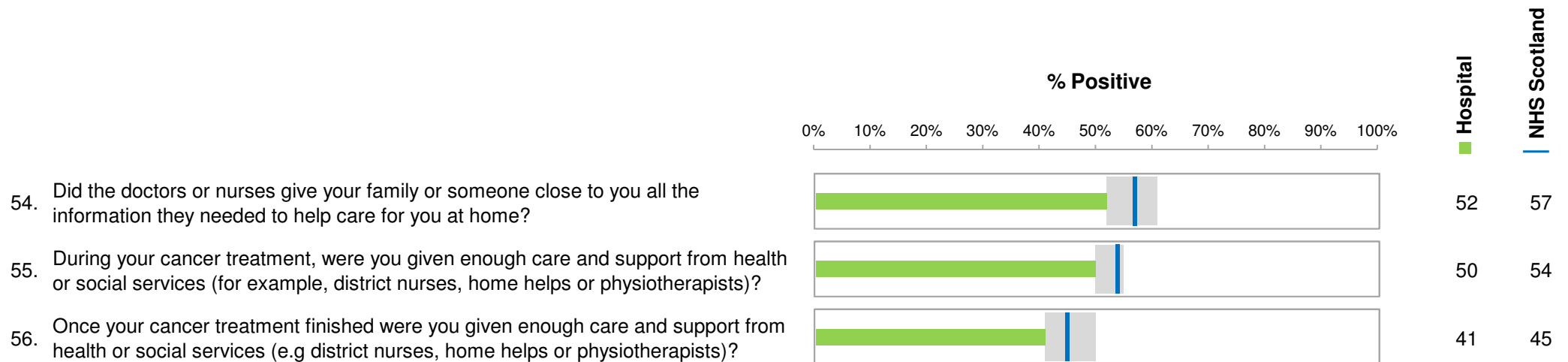
2.11 Radiotherapy



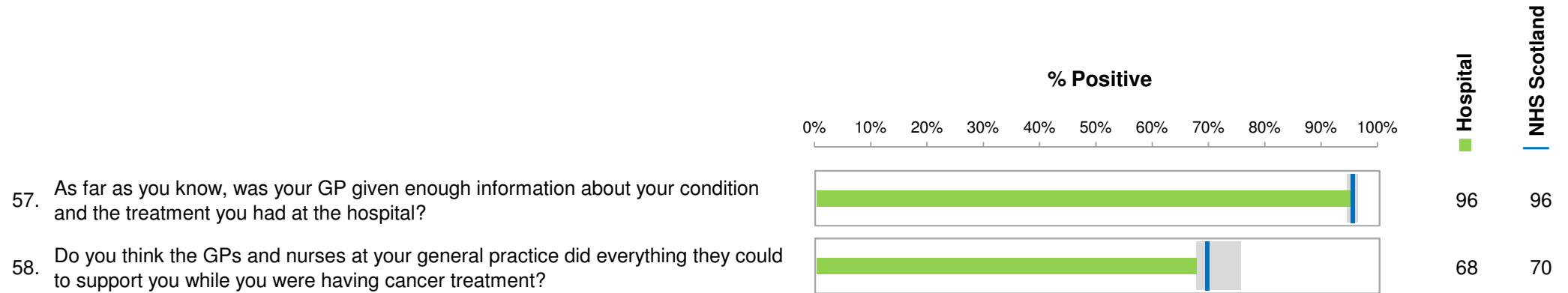
2.12 Chemotherapy



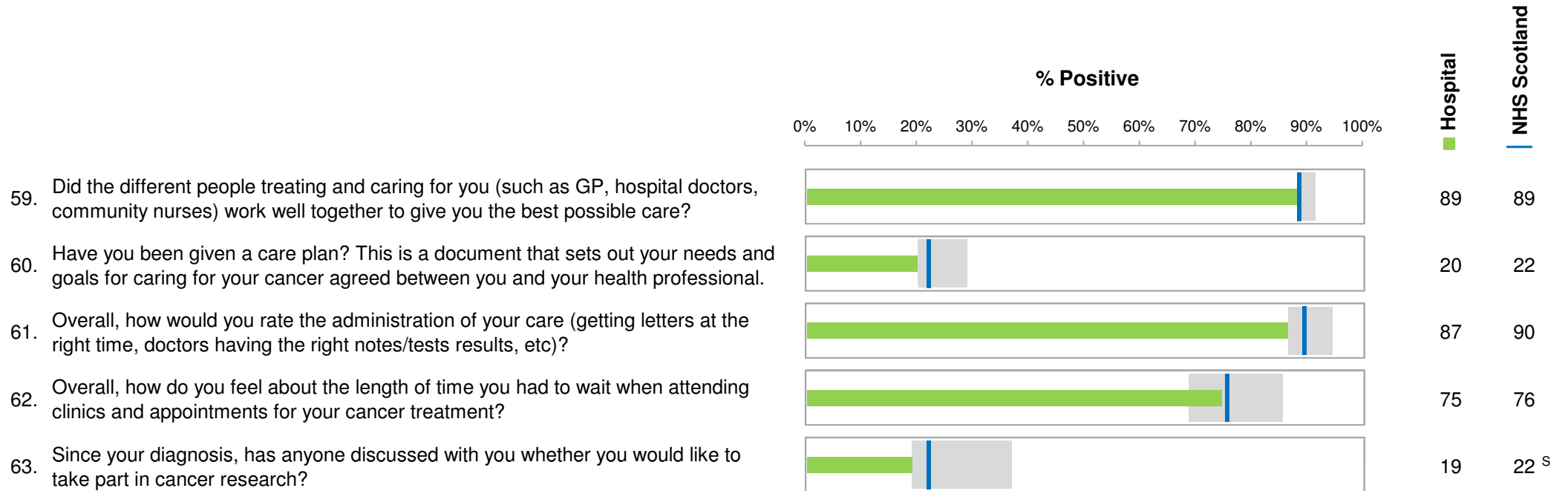
2.13 Home care and support



2.14 Care from your General Practice



2.15 Your overall NHS Care



Chapter 3. Results by Tumour Group for Aberdeen Royal Infirmary

Survey respondents were allocated to one of 13 tumour groups, based on the type of cancer they were treated for. Where a respondent did not give permission for his / her survey results to be linked to information about his / her cancer type, he / she has been allocated to the "Tumour group unknown" group.

Tumour Group	% of Respondents	
	Hospital	NHS Scotland
Breast	24	25
Colorectal / Lower Gastrointestinal	11	15
Lung	3	6
Prostate	25	12
Brain / Central Nervous System	1	1
Gynaecological	7	7
Haematological	6	8
Head & Neck	4	5
Sarcoma	0	1
Skin	3	3
Upper Gastrointestinal	3	4
Urological	5	6
Other	1	0
Tumour group unknown	7	7

The tables in this chapter show this hospital's percent positive results by tumour group. The percent positive results for NHS Scotland are also shown.

Notes on Interpretation

Hospital - the percent positive result for this hospital; the total percentage of patients treated at this hospital who responded positively to the question.

NHS Scotland - the percent positive result for NHS Scotland; the total percentage of patients treated within NHS Scotland who responded positively to the question.

- - Indicates that a result has been suppressed due to the low number of valid responses to the question (fewer than 20).

3.1 Overall Care

64. Overall, how would you rate your care?

% Positive

Tumour Group	Hospital	NHS Scotland
Breast	90	94
Colorectal / Lower Gastrointestinal	87	94
Lung	--	94
Prostate	93	94
Brain / Central Nervous System	--	89
Gynaecological	97	95
Haematological	100	97
Head & Neck	--	93
Sarcoma	--	90
Skin	--	97
Upper Gastrointestinal	--	91
Urological	96	93
Other	--	--
Tumour group unknown	89	89
All Tumour Groups	92	94

3.2 Seeing your GP

2. How do you feel about the length of time you had to wait before your first appointment with a hospital doctor?

% Positive

Tumour Group	Hospital	NHS Scotland
Breast	85	84
Colorectal / Lower Gastrointestinal	65	84
Lung	--	85
Prostate	76	83
Brain / Central Nervous System	--	76
Gynaecological	71	79
Haematological	69	79
Head & Neck	--	84
Sarcoma	--	56
Skin	--	83
Upper Gastrointestinal	--	77
Urological	69	76
Other	--	--
Tumour group unknown	83	85
All Tumour Groups	76	82

3.3 Diagnostic tests

Tumour Group	5. Beforehand, did you have all the information you needed about your test?		6. Overall, how did you feel about the length of time you had to wait for your test to be done?		7. Were the results of the test explained in a way you could understand?	
	% Positive		% Positive		% Positive	
	Hospital	NHS Scotland	Hospital	NHS Scotland	Hospital	NHS Scotland
Breast	94	93	90	89	89	84
Colorectal / Lower Gastrointestinal	95	96	80	86	80	84
Lung	--	92	--	87	--	83
Prostate	92	92	79	83	82	80
Brain / Central Nervous System	--	91	--	91	--	77
Gynaecological	89	86	60	77	64	78
Haematological	--	91	67	86	86	81
Head & Neck	--	88	--	87	--	77
Sarcoma	--	82	--	79	--	76
Skin	--	85	--	89	--	76
Upper Gastrointestinal	--	90	--	78	--	77
Urological	--	90	67	80	76	73
Other	--	--	--	--	--	--
Tumour group unknown	96	91	79	84	72	76
All Tumour Groups	91	92	80	85	82	81

3.4 Finding out what was wrong with you

9. When you were first told that you had cancer, had you been told you could bring a family member or friend with you?

10. How do you feel about the way you were told you had cancer?

11. Did you understand the explanation of what was wrong with you?

12. When you were told you had cancer, were you given written information about the type of cancer you had?

Tumour Group	% Positive		% Positive		% Positive		% Positive	
	Hospital	NHS Scotland	Hospital	NHS Scotland	Hospital	NHS Scotland	Hospital	NHS Scotland
	Breast	73	75	87	89	81	77	69
Colorectal / Lower Gastrointestinal	74	80	80	86	80	82	62	59
Lung	--	75	--	87	--	78	--	54
Prostate	73	77	93	87	88	80	82	78
Brain / Central Nervous System	--	90	--	79	--	77	--	47
Gynaecological	58	57	87	85	69	74	57	54
Haematological	--	72	85	85	48	60	69	70
Head & Neck	--	66	95	88	80	75	--	51
Sarcoma	--	59	--	82	--	62	--	36
Skin	--	55	--	89	--	74	--	74
Upper Gastrointestinal	--	72	--	80	--	72	--	45
Urological	--	63	80	79	60	75	52	51
Other	--	--	--	--	--	--	--	--
Tumour group unknown	77	73	83	85	63	70	48	53
All Tumour Groups	73	72	87	86	77	75	66	60

3.5 Deciding the best treatment for you

13. Before your cancer treatment started, were your treatment options explained to you?

14. Were the possible side effects of treatment(s) explained in a way you could understand?

15. Were you offered practical advice and support in dealing with the side effects of your treatment(s)?

16. Before you started your treatment(s), were you also told about any side effects of the treatment that could affect you in the future rather than straight away?

Tumour Group	% Positive		% Positive		% Positive		% Positive	
	Hospital	NHS Scotland	Hospital	NHS Scotland	Hospital	NHS Scotland	Hospital	NHS Scotland
Breast	84	85	75	66	65	64	53	46
Colorectal / Lower Gastrointestinal	82	89	72	74	57	68	48	57
Lung	--	87	--	76	--	68	--	59
Prostate	87	86	74	73	73	64	65	62
Brain / Central Nervous System	--	87	--	69	--	49	--	49
Gynaecological	75	85	71	72	47	63	52	52
Haematological	--	89	59	73	56	70	52	58
Head & Neck	--	89	--	69	--	63	--	51
Sarcoma	--	78	--	60	--	59	--	63
Skin	--	86	--	74	--	69	--	62
Upper Gastrointestinal	--	87	--	70	--	67	--	52
Urological	68	82	55	72	41	55	29	50
Other	--	--	--	--	--	--	--	--
Tumour group unknown	88	84	76	67	55	58	56	49
All Tumour Groups	84	86	72	71	62	64	55	53

3.5 Deciding the best treatment for you (cont.)

17. Were you involved as much as you wanted to be in decisions about your care and treatment?

% Positive

Tumour Group	Hospital	NHS Scotland
Breast	79	76
Colorectal / Lower Gastrointestinal	65	82
Lung	--	83
Prostate	84	80
Brain / Central Nervous System	--	74
Gynaecological	69	76
Haematological	76	80
Head & Neck	--	77
Sarcoma	--	71
Skin	--	87
Upper Gastrointestinal	--	77
Urological	72	74
Other	--	--
Tumour group unknown	76	70
All Tumour Groups	78	78

3.6 Clinical Nurse Specialist

18. Were you given the name of a Clinical Nurse Specialist who would support you through your treatment?

19. How easy or difficult has it been for you to contact your Clinical Nurse Specialist?

20. When you have had important questions to ask your Clinical Nurse Specialist, how often have you got answers you could understand?

Tumour Group	% Positive		% Positive		% Positive	
	Hospital	NHS Scotland	Hospital	NHS Scotland	Hospital	NHS Scotland
Breast	98	95	89	88	89	86
Colorectal / Lower Gastrointestinal	92	90	86	92	88	94
Lung	--	87	--	90	--	91
Prostate	78	81	97	90	94	91
Brain / Central Nervous System	--	84	--	82	--	89
Gynaecological	61	83	--	88	--	90
Haematological	52	70	--	94	--	94
Head & Neck	--	80	--	93	--	93
Sarcoma	--	85	--	96	--	100
Skin	--	78	--	94	--	92
Upper Gastrointestinal	--	81	--	90	--	86
Urological	67	58	--	91	--	88
Other	--	--	--	--	--	--
Tumour group unknown	78	78	81	90	75	84
All Tumour Groups	81	84	89	90	88	90

3.7 Support for people with cancer

21. Did hospital staff give you information about support or self-help groups for people with cancer?

22. Did hospital staff discuss with you or give you information about the impact cancer could have on your day to day activities (for example, your work life or education)?

23. Did hospital staff give you information about how to get financial help or any benefits you might be entitled to?

Tumour Group	% Positive		% Positive		% Positive	
	Hospital	NHS Scotland	Hospital	NHS Scotland	Hospital	NHS Scotland
Breast	77	83	72	76	26	47
Colorectal / Lower Gastrointestinal	75	78	74	80	30	54
Lung	--	77	--	76	--	61
Prostate	94	85	93	84	50	38
Brain / Central Nervous System	--	77	--	77	--	69
Gynaecological	68	75	78	75	--	58
Haematological	--	84	80	80	--	62
Head & Neck	--	78	--	78	--	58
Sarcoma	--	75	--	--	--	60
Skin	--	88	--	86	--	50
Upper Gastrointestinal	--	76	--	76	--	66
Urological	--	63	--	60	--	32
Other	--	--	--	--	--	--
Tumour group unknown	--	72	--	67	--	45
All Tumour Groups	80	79	78	77	35	51

3.8 Operations

25. Beforehand, did you have all the information you needed about your operation?

26. After the operation, did a member of staff explain how it had gone in a way you could understand?

Tumour Group	% Positive		% Positive	
	Hospital	NHS Scotland	Hospital	NHS Scotland
Breast	94	93	83	78
Colorectal / Lower Gastrointestinal	98	95	88	85
Lung	--	92	--	84
Prostate	94	94	83	83
Brain / Central Nervous System	--	90	--	75
Gynaecological	87	93	78	81
Haematological	--	89	--	73
Head & Neck	--	91	--	77
Sarcoma	--	93	--	71
Skin	--	90	--	76
Upper Gastrointestinal	--	93	--	81
Urological	86	90	59	78
Other	--	--	--	--
Tumour group unknown	--	90	--	76
All Tumour Groups	94	93	81	80

3.9 Hospital care as an inpatient

Tumour Group	29. Did groups of doctors and nurses talk in front of you as if you weren't there?		30. Did you have confidence and trust in the doctors treating you?		31. If your family or someone else close to you wanted to talk to a doctor, were they able to?		32. Did you have confidence and trust in the ward nurses treating you?	
	% Positive		% Positive		% Positive		% Positive	
	Hospital	NHS Scotland	Hospital	NHS Scotland	Hospital	NHS Scotland	Hospital	NHS Scotland
Breast	83	87	85	86	69	74	78	79
Colorectal / Lower Gastrointestinal	63	75	83	85	61	75	71	74
Lung	--	78	--	85	--	79	--	83
Prostate	91	81	95	86	86	75	88	79
Brain / Central Nervous System	--	77	--	83	--	57	--	51
Gynaecological	87	86	87	87	--	74	80	76
Haematological	60	82	85	88	--	83	60	81
Head & Neck	--	79	--	89	--	77	--	75
Sarcoma	--	74	--	90	--	73	--	61
Skin	--	86	--	92	--	76	--	81
Upper Gastrointestinal	--	74	--	87	--	80	--	78
Urological	67	76	71	84	57	72	63	74
Other	--	--	--	--	--	--	--	--
Tumour group unknown	--	78	--	83	--	73	--	71
All Tumour Groups	78	81	84	86	69	75	73	77

3.9 Hospital care as an inpatient (cont.)

Tumour Group	33. In your opinion, were there enough nurses on duty to care for you in hospital?		34. While you were in hospital did the doctors and nurses ask you what name you prefer to be called by?		35. Were you given enough privacy when discussing your condition or treatment?		36. During your hospital visit, did you find someone on the hospital staff to talk to about your worries and fears?	
	% Positive		% Positive		% Positive		% Positive	
	Hospital	NHS Scotland	Hospital	NHS Scotland	Hospital	NHS Scotland	Hospital	NHS Scotland
Breast	68	74	52	55	76	82	47	49
Colorectal / Lower Gastrointestinal	63	69	57	70	65	79	43	52
Lung	--	81	--	80	--	87	--	55
Prostate	81	75	67	67	77	86	73	51
Brain / Central Nervous System	--	63	--	61	--	80	--	40
Gynaecological	60	72	55	62	87	80	30	43
Haematological	60	72	55	69	90	86	--	57
Head & Neck	--	74	--	69	--	84	--	53
Sarcoma	--	68	--	55	--	77	--	39
Skin	--	81	--	62	--	88	--	58
Upper Gastrointestinal	--	61	--	79	--	77	--	52
Urological	67	73	74	72	50	79	43	45
Other	--	--	--	--	--	--	--	--
Tumour group unknown	--	72	--	62	--	75	--	43
All Tumour Groups	68	72	58	65	74	82	46	50

3.9 Hospital care as an inpatient (cont.)

37. Do you think the hospital staff did everything they could to help control your pain?

38. Overall, did you feel you were treated with respect and dignity while you were in hospital?

39. Were you given clear written information about what you should or should not do after leaving hospital?

40. Did hospital staff tell you who to contact if you were worried about your condition or treatment after you left hospital?

Tumour Group	% Positive		% Positive		% Positive		% Positive	
	Hospital	NHS Scotland	Hospital	NHS Scotland	Hospital	NHS Scotland	Hospital	NHS Scotland
Breast	86	88	86	87	89	86	96	95
Colorectal / Lower Gastrointestinal	86	88	85	87	85	79	90	92
Lung	--	87	--	90	--	80	--	88
Prostate	95	88	95	89	100	86	95	92
Brain / Central Nervous System	--	74	--	69	--	67	--	89
Gynaecological	90	86	90	87	81	84	78	88
Haematological	80	89	80	94	--	79	--	93
Head & Neck	--	85	--	85	--	81	--	90
Sarcoma	--	85	--	83	--	58	--	89
Skin	--	81	--	87	--	87	--	94
Upper Gastrointestinal	--	88	--	85	--	78	--	92
Urological	77	83	71	87	82	74	86	81
Other	--	--	--	--	--	--	--	--
Tumour group unknown	--	86	--	87	--	78	--	89
All Tumour Groups	86	87	84	87	85	82	91	91

3.10 Hospital care as a day patient / outpatient

43. While you were being treated as an outpatient or day case, did you find someone on the hospital staff to talk to about your worries and fears?

44. The last time you had an outpatients appointment with a cancer doctor, did they have the right documents, such as medical notes, x-rays and test results?

Tumour Group	% Positive		% Positive	
	Hospital	NHS Scotland	Hospital	NHS Scotland
Breast	63	64	93	97
Colorectal / Lower Gastrointestinal	71	75	90	96
Lung	--	71	--	97
Prostate	77	74	99	99
Brain / Central Nervous System	--	64	--	94
Gynaecological	52	68	93	98
Haematological	55	72	100	98
Head & Neck	--	71	--	99
Sarcoma	--	67	--	96
Skin	--	73	--	97
Upper Gastrointestinal	--	76	--	99
Urological	--	60	--	96
Other	--	--	--	--
Tumour group unknown	54	58	100	98
All Tumour Groups	65	69	96	98

3.11 Radiotherapy

47. Beforehand, did you have all of the information you needed about your radiotherapy treatment?

48. Once you started your treatment, were you given enough information about whether your radiotherapy was working in a way you could understand?

Tumour Group	% Positive		% Positive	
	Hospital	NHS Scotland	Hospital	NHS Scotland
Breast	86	81	48	48
Colorectal / Lower Gastrointestinal	--	80	--	56
Lung	--	85	--	61
Prostate	88	85	58	62
Brain / Central Nervous System	--	88	--	74
Gynaecological	--	82	--	51
Haematological	--	77	--	62
Head & Neck	--	76	--	55
Sarcoma	--	--	--	--
Skin	--	--	--	--
Upper Gastrointestinal	--	79	--	50
Urological	--	77	--	60
Other	--	--	--	--
Tumour group unknown	--	83	--	56
All Tumour Groups	82	81	53	54

3.12 Chemotherapy

51. Beforehand, did you have all of the information you needed about your chemotherapy treatment?

52. Once you started your treatment, were you given enough information about whether your chemotherapy was working in a way you could understand?

Tumour Group	% Positive		% Positive	
	Hospital	NHS Scotland	Hospital	NHS Scotland
Breast	82	75	53	53
Colorectal / Lower Gastrointestinal	67	77	56	63
Lung	--	82	--	68
Prostate	--	71	--	57
Brain / Central Nervous System	--	82	--	--
Gynaecological	--	72	--	61
Haematological	78	82	79	75
Head & Neck	--	71	--	55
Sarcoma	--	--	--	--
Skin	--	--	--	--
Upper Gastrointestinal	--	80	--	58
Urological	--	80	--	76
Other	--	--	--	--
Tumour group unknown	--	73	--	64
All Tumour Groups	73	77	64	62

3.13 Home care and support

54. Did the doctors or nurses give your family or someone close to you all the information they needed to help care for you at home?

55. During your cancer treatment, were you given enough care and support from health or social services (for example, district nurses, home helps or physiotherapists)?

56. Once your cancer treatment finished were you given enough care and support from health or social services (e.g district nurses, home helps or physiotherapists)?

Tumour Group	% Positive		% Positive		% Positive	
	Hospital	NHS Scotland	Hospital	NHS Scotland	Hospital	NHS Scotland
	Breast	43	50	44	50	36
Colorectal / Lower Gastrointestinal	50	60	62	64	52	55
Lung	--	59	--	52	--	44
Prostate	60	54	62	54	43	45
Brain / Central Nervous System	--	51	--	45	--	--
Gynaecological	37	57	--	41	--	36
Haematological	64	65	--	57	--	48
Head & Neck	--	64	--	64	--	55
Sarcoma	--	44	--	61	--	--
Skin	--	67	--	55	--	58
Upper Gastrointestinal	--	65	--	63	--	55
Urological	58	57	--	54	--	48
Other	--	--	--	--	--	--
Tumour group unknown	--	53	--	42	--	33
All Tumour Groups	52	57	50	54	41	45

3.14 Care from your General Practice

57. As far as you know, was your GP given enough information about your condition and the treatment you had at the hospital?

58. Do you think the GPs and nurses at your general practice did everything they could to support you while you were having cancer treatment?

Tumour Group	% Positive		% Positive	
	Hospital	NHS Scotland	Hospital	NHS Scotland
Breast	98	96	72	70
Colorectal / Lower Gastrointestinal	98	97	78	72
Lung	--	93	--	71
Prostate	97	97	71	72
Brain / Central Nervous System	--	89	--	73
Gynaecological	96	95	54	64
Haematological	100	96	63	66
Head & Neck	--	94	--	69
Sarcoma	--	96	--	71
Skin	--	95	--	74
Upper Gastrointestinal	--	97	--	74
Urological	96	95	61	72
Other	--	--	--	--
Tumour group unknown	95	92	50	67
All Tumour Groups	96	96	68	70

3.15 Your overall NHS care

59. Did the different people treating and caring for you (such as GP, hospital doctors, community nurses) work well together to give you the best possible care?

60. Have you been given a care plan? This is a document that sets out your needs and goals for caring for your cancer agreed between you and your health professional.

61. Overall, how would you rate the administration of your care (getting letters at the right time, doctors having the right notes/tests results, etc)?

62. Overall, how do you feel about the length of time you had to wait when attending clinics and appointments for your cancer treatment?

Tumour Group	% Positive		% Positive		% Positive		% Positive	
	Hospital	NHS Scotland	Hospital	NHS Scotland	Hospital	NHS Scotland	Hospital	NHS Scotland
Breast	94	90	21	21	85	91	75	73
Colorectal / Lower Gastrointestinal	85	90	20	22	76	89	67	80
Lung	--	89	--	24	--	92	--	80
Prostate	95	89	23	23	92	88	79	76
Brain / Central Nervous System	--	79	--	18	--	74	--	64
Gynaecological	83	88	14	17	77	88	77	81
Haematological	81	91	17	26	93	94	59	77
Head & Neck	--	90	--	28	85	90	--	77
Sarcoma	--	90	--	20	--	88	--	65
Skin	--	90	--	18	--	94	--	82
Upper Gastrointestinal	--	90	--	20	--	91	--	72
Urological	83	87	13	17	81	85	77	71
Other	--	--	--	--	--	--	--	--
Tumour group unknown	73	87	13	24	86	85	62	72
All Tumour Groups	89	89	20	22	87	90	75	76

3.15 Your overall NHS care (cont.)

63. Since your diagnosis, has anyone discussed with you whether you would like to take part in cancer research?

% Positive

Tumour Group	Hospital	NHS Scotland
Breast	28	27
Colorectal / Lower Gastrointestinal	21	30
Lung	--	24
Prostate	11	20
Brain / Central Nervous System	--	25
Gynaecological	6	13
Haematological	38	23
Head & Neck	15	16
Sarcoma	--	26
Skin	--	12
Upper Gastrointestinal	--	25
Urological	4	18
Other	--	--
Tumour group unknown	8	14
All Tumour Groups	19	22

Chapter 4. Condition / Demographic Questions for Aberdeen Royal Infirmary

The tables in this chapter show results for condition related / demographic questions. These tables show the percentage of patients treated at this hospital who selected each response option when answering these questions. Equivalent results for NHS Scotland are also shown.

Notes on Interpretation

(%) **Hospital** - Percentage of respondents treated within this hospital who selected this particular response option.

(%) **NHS Scotland** - Percentage of respondents treated within NHS Scotland who selected a particular response option.

- - Indicates that a result has been suppressed due to the low number of valid responses to the question (fewer than 20).

4.1 Your condition

	(%) Hospital	(%) NHS Scotland
65. How long is it since you were first treated for this cancer?		
Less than 1 year	7	6
1 to 5 years	92	93
More than 5 years	1	1

(Number of responses from this hospital = 469).

	(%) Hospital	(%) NHS Scotland
66. Had your cancer spread to other organs or parts of your body at the time you were first told you had cancer?		
Yes	13	14
No ¹	86	85
Does not apply to my type of cancer	1	1

(Number of responses from this hospital = 454).

¹ Respondents who answered "No" were asked to respond to Q67 overleaf.

4.1 Your condition (cont.)

67. Which of the following applies?	(%) Hospital	(%) NHS Scotland
My cancer has been taken out / treated without any sign of further problem	83	81
My cancer was taken out / treated without any sign of further problem, but has since come back / spread to other parts of my body	3	5
None of the above options apply to my type of cancer	14	14

(Number of responses from this hospital = 363).

4.2 About you

68. What was your age on your last birthday?	(%) Hospital	(%) NHS Scotland
16 - 25	1	0
26 - 35	2	2
36 - 50	12	10
51 - 65	36	34
66 - 75	34	35
76+	16	19

(Number of responses from this hospital = 465).

69. Are you male or female?	(%) Hospital	(%) NHS Scotland
Male	52	43
Female	48	57

(Number of responses from this hospital = 473).

4.2 About you (cont.)

70. Which of the following best describes your sexual orientation?	(%) Hospital	(%) NHS Scotland
Heterosexual / Straight	99	99
Bisexual	1	0
Gay or Lesbian	1	0
Other	0	0

(Number of responses from this hospital = 461).

71. What is your ethnic group?	(%) Hospital	(%) NHS Scotland
White	99	99
Mixed or multiple ethnic groups	1	0
Asian, Asian Scottish or Asian British	0	1
African, Caribbean or Black	0	0
Other ethnic group	0	0

(Number of responses from this hospital = 473).

72. What is your main employment status?	(%) Hospital	(%) NHS Scotland
Work full time	22	17
Work part time	11	10
In full time education or training	0	0
Retired	56	62
Unemployed / looking for work	1	1
Don't work due to illness or disability	7	8
Other	3	2

(Number of responses from this hospital = 477).

4.2 About you (cont.)

73. Do you have any of the following? ¹	(%) Hospital	(%) NHS Scotland
Deafness or severe hearing impairment	13	15
Blindness or severe vision impairment	3	3
A physical disability	11	13
A learning disability	0	1
A mental health condition	3	4
Chronic pain lasting at least 3 months	12	14
Another long - term condition	26	25
None of the above	56	51

(Number of responses from this hospital = 440).

¹ Respondents were asked to "tick all that apply", therefore results may not add up to 100%.

Appendix A: Mapping of Response Options to Positive, Neutral and Negative Categories

The table below lists the questions that were asked as part of the NHS Scotland Cancer Patient Experience Survey 2015. Where question responses have been coded into positive, neutral / mixed or negative categories, the table indicates which responses have been allocated to each category.

Question No.	Question	Question Type	Positive Responses	Neutral and Mixed Responses	Negative Responses
1	Before you were told you needed to go to hospital about cancer, how many times did you see your GP (family doctor) about the health problem caused by cancer?	Information	N/A	N/A	N/A
2	How do you feel about the length of time you had to wait before your first appointment with a hospital doctor?	Pos / Neu / Neg	1: I was seen as soon as I thought was necessary	2: I should have been seen a bit sooner	3: I should have been seen a lot sooner
3	How long was it from the time you first thought something might be wrong with you until you first saw a GP or other doctor?	Information	N/A	N/A	N/A
4	Have you had diagnostic test(s) for cancer such as an endoscopy, biopsy, mammogram, or scan?	Information	N/A	N/A	N/A
5	Beforehand, did you have all the information you needed about your test? (Tick ALL that apply)	Pos / Neu / Neg	1: Yes		2: No, I would have liked more written information 3: No, I would have liked more verbal information 4: Combination of responses 2 & 3
6	Overall, how did you feel about the length of time you had to wait for your test to be done?	Pos / Neu / Neg	1: It was about right	2: It was a little too long	3: It was much too long
7	Were the results of the test explained in a way you could understand?	Pos / Neu / Neg	1: Yes, completely	2: Yes, to some extent	3: No, I did not understand the explanation 4: I did not have an explanation but would have liked one
8	Did the test take place at the hospital named on the letter that came with this survey?	Information	N/A	N/A	N/A
9	When you were first told that you had cancer, had you been told you could bring a family member or friend with you?	Pos / Neu / Neg	1: Yes		2: No
10	How do you feel about the way you were told you had cancer?	Pos / Neu / Neg	1: It was done sensitively	2: It should have been done a bit more sensitively	3: It should have been done a lot more sensitively
11	Did you understand the explanation of what was wrong with you?	Pos / Neu / Neg	1: Yes, I completely understood it	2: Yes, I understood some of it	3: No, I did not understand it

Appendix A (cont.)

Question No.	Question	Question Type	Positive Responses	Neutral and Mixed Responses	Negative Responses
12	When you were told you had cancer, were you given written information about the type of cancer you had?	Pos / Neu / Neg	1: Yes, and it was easy to understand		2: Yes, but it was difficult to understand 3: No, I was not given written information about the type of cancer I had
13	Before your cancer treatment started, were your treatment options explained to you?	Pos / Neu / Neg	1: Yes, completely	2: Yes, to some extent	3: No
14	Were the possible side effects of treatment(s) explained in a way you could understand?	Pos / Neu / Neg	1; Yes, definitely	2: Yes, to some extent	3: No, side effects were not explained
15	Were you offered practical advice and support in dealing with the side effects of your treatment(s)?	Pos / Neu / Neg	1: Yes, definitely	2: Yes, to some extent	3: No, I was not offered any practical advice or support
16	Before you started your treatment(s), were you also told about any side effects of the treatment that could affect you in the future rather than straight away?	Pos / Neu / Neg	1: Yes, definitely	2: Yes, to some extent	3: No, future side effects were not explained
17	Were you involved as much as you wanted to be in decisions about your care and treatment?	Pos / Neu / Neg	1: Yes, definitely	2: Yes, to some extent	3: No, but I would like to have been more involved
18	Were you given the name of a Clinical Nurse Specialist who would support you through your treatment?	Pos / Neu / Neg	1: Yes		2: No
19	How easy or difficult has it been for you to contact your Clinical Nurse Specialist?	Pos / Neu / Neg	1: Very easy 2: Quite easy	3: Neither easy nor difficult	4: Quite difficult 5: Very difficult
20	When you have had important questions to ask your Clinical Nurse Specialist, how often have you got answers you could understand?	Pos / Neu / Neg	1: All or most of the time	2: Some of the time	3: Rarely or never
21	Did hospital staff give you information about support or self-help groups for people with cancer?	Pos / Neu / Neg	1: Yes		2: No, but I would have liked information
22	Did hospital staff discuss with you or give you information about the impact cancer could have on your day to day activities (for example, your work life or education)?	Pos / Neu / Neg	1: Yes		2: No, but I would have liked a discussion or information
23	Did hospital staff give you information about how to get financial help or any benefits you might be entitled to?	Pos / Neu / Neg	1: Yes		2: No, but I would have liked information
24	Have you had an operation (such as removal of a tumour or lump) for your cancer?	Information	N/A	N/A	N/A

Appendix A (cont.)

Question No.	Question	Question Type	Positive Responses	Neutral and Mixed Responses	Negative Responses
25	Beforehand, did you have all the information you needed about your operation? (Tick ALL that apply)	Pos / Neu / Neg	1: Yes		2: No, I would have liked more written information 3: No, I would have liked more verbal information 4: Combination of responses 2 & 3
26	After the operation, did a member of staff explain how it had gone in a way you could understand?	Pos / Neu / Neg	1: Yes, completely	2: Yes, to some extent	3: No, but I would have liked an explanation
27	Did the operation take place at the hospital named on the letter that came with this survey?	Information	N/A	N/A	N/A
28	Have you had an operation or stayed overnight for cancer care?	Information	N/A	N/A	N/A
29	Did groups of doctors and nurses talk in front of you as if you weren't there?	Pos / Neu / Neg	3: No	2: Yes, sometimes	1: Yes, often
30	Did you have confidence and trust in the doctors treating you?	Pos / Neu / Neg	1: Yes, in all of them	2: Yes, in some of them	3: No, in none of them
31	If your family or someone else close to you wanted to talk to a doctor, were they able to?	Pos / Neu / Neg	1: Yes, definitely	2: Yes, to some extent	3: No
32	Did you have confidence and trust in the ward nurses treating you?	Pos / Neu / Neg	1: Yes, in all of them	2: Yes, in some of them	3: No, in none of them
33	In your opinion, were there enough nurses on duty to care for you in hospital?	Pos / Neu / Neg	1: There were always or nearly always enough on duty	2: There were sometimes enough on duty	3: There were rarely or never enough on duty
34	While you were in hospital did the doctors and nurses ask you what name you prefer to be called by?	Pos / Neu / Neg	1: Yes, all of them did	2: Only some of them did	3: None of them did
35	Were you given enough privacy when discussing your condition or treatment?	Pos / Neu / Neg	1: Yes, always	2: Yes, sometimes	3: No
36	During your hospital visit, did you find someone on the hospital staff to talk to about your worries and fears?	Pos / Neu / Neg	1: Yes, definitely	2: Yes, to some extent	3: No
37	Do you think the hospital staff did everything they could to help control your pain?	Pos / Neu / Neg	1: Yes, definitely	2: Yes, to some extent	3: No
38	Overall, did you feel you were treated with respect and dignity while you were in hospital?	Pos / Neu / Neg	1: Yes, always	2: Yes, sometimes	3: No
39	Were you given clear written information about what you should or should not do after leaving hospital?	Pos / Neu / Neg	1: Yes		2: No

Appendix A (cont.)

Question No.	Question	Question Type	Positive Responses	Neutral and Mixed Responses	Negative Responses
40	Did hospital staff tell you who to contact if you were worried about your condition or treatment after you left hospital?	Pos / Neu / Neg	1: Yes		2: No
41	Did your overnight stay or operation take place at the hospital named on the letter that came with this survey?	Information	N/A	N/A	N/A
42	Have you been treated as an outpatient or day case for cancer care?	Information	N/A	N/A	N/A
43	While you were being treated as an outpatient or day case, did you find someone on the hospital staff to talk to about your worries and fears?	Pos / Neu / Neg	1: Yes, definitely	2: Yes, to some extent	3: No
44	The last time you had an outpatients appointment with a cancer doctor, did they have the right documents, such as medical notes, x-rays and test results?	Pos / Neu / Neg	1: Yes		2: No
45	The last time you attended hospital as a day case or outpatient, was this at the hospital named on the letter that came with this survey?	Information	N/A	N/A	N/A
46	Have you had radiotherapy treatment?	Information	N/A	N/A	N/A
47	Beforehand, did you have all of the information you needed about your radiotherapy treatment?	Pos / Neu / Neg	1: Yes, completely	2: Yes, to some extent	3: No
48	Once you started your treatment, were you given enough information about whether your radiotherapy was working in a way you could understand?	Pos / Neu / Neg	1: Yes, completely	2: Yes, to some extent	3: No
49	Did your radiotherapy treatment take place at the hospital named on the letter that came with this survey?	Information	N/A	N/A	N/A
50	Have you had chemotherapy treatment?	Information	N/A	N/A	N/A
51	Beforehand, did you have all of the information you needed about your chemotherapy treatment?	Pos / Neu / Neg	1: Yes, completely	2: Yes, to some extent	3: No
52	Once you started your treatment, were you given enough information about whether your chemotherapy was working in a way you could understand?	Pos / Neu / Neg	1: Yes, completely	2: Yes, to some extent	3: No
53	Did your chemotherapy treatment take place at the hospital named on the letter that came with this survey?	Information	N/A	N/A	N/A

Appendix A (cont.)

Question No.	Question	Question Type	Positive Responses	Neutral and Mixed Responses	Negative Responses
54	Did the doctors or nurses give your family or someone close to you all the information they needed to help care for you at home?	Pos / Neu / Neg	1: Yes, definitely	2: Yes, to some extent	3: No
55	During your cancer treatment, were you given enough care and support from health or social services (for example, district nurses, home helps or physiotherapists)?	Pos / Neu / Neg	1: Yes, definitely	2: Yes, to some extent	3: No
56	Once your cancer treatment finished were you given enough care and support from health or social services (for example, district nurses, home helps or physiotherapists)?	Pos / Neu / Neg	1: Yes, definitely	2: Yes, to some extent	3: No
57	As far as you know, was your GP given enough information about your condition and the treatment you had at the hospital?	Pos / Neu / Neg	1: Yes		2: No
58	Do you think the GPs and nurses at your general practice did everything they could to support you while you were having cancer treatment?	Pos / Neu / Neg	1: Yes, definitely	2: Yes, to some extent	3: No, they could have done more
59	Did the different people treating and caring for you (such as GP, hospital doctors, hospital nurses, specialist nurses, community nurses) work well together to give you the best possible care?	Pos / Neu / Neg	1: Yes, always 2: Yes, most of the time	3: Yes, some of the time	4: No, never
60	Have you been given a care plan? A care plan is a document that sets out your needs and goals for caring for your cancer. It is an agreement or plan between you and your health professional to help meet those goals.	Pos / Neu / Neg	1: Yes		2: No 3: I do not know / understand what a care plan is
61	Overall, how would you rate the administration of your care (getting letters at the right time, doctors having the right notes / tests results, etc)?	Pos / Neu / Neg	1: Very good 2: Good	3: Neither good nor bad	4: Quite bad 5: Very bad
62	Overall, how do you feel about the length of time you had to wait when attending clinics and appointments for your cancer treatment?	Pos / Neu / Neg	3: About right	2: A little too long	1: Much too long
63	Since your diagnosis, has anyone discussed with you whether you would like to take part in cancer research?	Pos / Neu / Neg	1: Yes		2: No 3: No, but I would have liked them to
64	Overall, how would you rate your care?	Pos / Neu / Neg	7,8,9,10	4,5,6	0,1,2,3
65	How long is it since you were first treated for this cancer?	Information	N/A	N/A	N/A

Appendix A (cont.)

Question No.	Question	Question Type	Positive Responses	Neutral and Mixed Responses	Negative Responses
66	Had your cancer spread to other organs or parts of your body at the time you were first told you had cancer?	Information	N/A	N/A	N/A
67	Which of the following applies? (Current cancer status)	Information	N/A	N/A	N/A
68	What was your age on your last birthday?	Information	N/A	N/A	N/A
69	Are you male or female?	Information	N/A	N/A	N/A
70	Which of the following best describes your sexual orientation? (Tick ONE box only)	Information	N/A	N/A	N/A
71	What is your ethnic group? (Tick ONE box which best describes your ethnic group)	Information	N/A	N/A	N/A
72	What is your main employment status? (If on maternity or sick leave answer in relation to your usual employment status)	Information	N/A	N/A	N/A
73	Do you have any of the following? Please tick ALL that apply (Disability / Impairment / Condition)	Information	N/A	N/A	N/A

An Official Statistics Publication for Scotland

Correspondence and enquiries

For enquiries about this publication please contact:

Andrew Paterson
Health Analytical Services
Scottish Government
St Andrews House
Edinburgh
EH1 3DG
0131 244 3201
andrew.paterson@gov.scot

For general enquiries, suggestions and complaints about Scottish Government statistics please contact:

Office of the Chief Statistician
Scottish Government
St Andrews House
Edinburgh
EH1 3DG
0131 244 0442
statistics.enquiries@scotland.gsi.gov.uk

If you would like to be consulted about statistical collections or receive notification of publications, please register your interest at:

www.scotland.gov.uk/scotstat Details of forthcoming publications can be found at: www.scotland.gov.uk/statistics

How to access background or source data

The technical report is available at: www.gov.scot/cancersurvey

Data source may be made available on request, subject to consideration of legal and ethical factors. For further information please contact:

andrew.paterson@gov.scot

Crown Copyright

You may use or re-use this information (not including logos) free of charge in any format or medium, under the terms of the Open Government Licence. See:

www.nationalarchives.gov.uk/doc/open-government-licence/