

Scotland's GDP 2022, Quarter 2

First Quarterly Estimate

31 August 2022

Gross Domestic Product (GDP) statistics measure the output of the economy in Scotland. This is the first quarterly estimate of Scotland's GDP for 2022 Quarter 2 (April to June).

Headline results



0.0%

Scotland's GDP remained unchanged (0.0% growth) in real terms during the second quarter of 2022 and is still 0.1% below pre-pandemic levels (2019 Q4). Over the same period, GDP in the UK as a whole fell by 0.1% and is now 0.6% above pre-pandemic levels.



3.5%

Compared to the same quarter last year, Scotland's GDP grew by 3.5%. Over the same period, the UK as a whole grew by 2.9%.



The largest contribution to change this quarter came from the fall in health and social work activity due to the scaling back of coronavirus test, trace and vaccination programmes following the end of restrictions in the spring.

What's in the first quarterly estimate of GDP?

The first quarterly estimate of GDP covers the output approach to GDP and reports on:

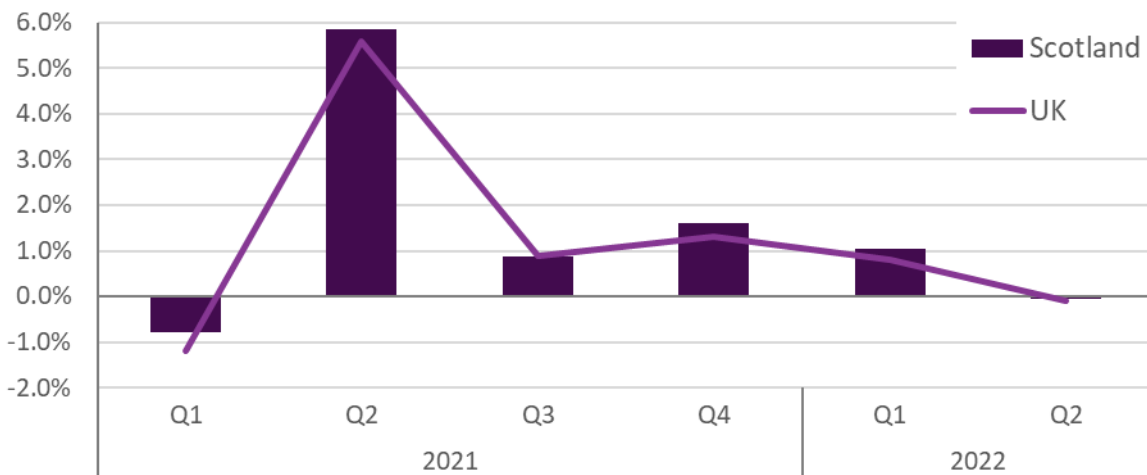
- **Real terms** – results have been seasonally adjusted and had the effect of price changes removed to allow for meaningful comparisons over time
- **Onshore economy** – figures do not include the output of offshore oil and gas extraction (which is included in the headline UK figures)
- **Revisions** – There are no revisions to previous quarters in this release. The GDP Quarterly National Accounts, published on 2 November 2022, will include an updated second estimate of GDP for 2022 Q2 and revisions to previous quarters.

Total output: Compared to the previous quarter

In 2022 Quarter 2 (April to June), Scotland's GDP remained unchanged (0.0% growth) in real terms compared to the previous quarter. Over the same period, GDP for the UK as a whole fell by 0.1%.

This sharp slowdown in the economy, down from 1.0% growth in Quarter 1, follows four consecutive quarters of expansion after the period of lockdown restrictions in Scotland during 2021 Quarter 1. In quarterly terms, output remains 0.1% below the pre-pandemic level of 2019 Quarter 4.

GDP growth compared to last quarter (%)



At the broad sector level in the latest quarter, output in the Services sector fell by -0.1%, output in the Production sector fell by -0.5%, and output in the Construction sector grew by 2.3%.

GDP growth compared to last quarter by sector (%)

		2021			2022	
		Q2	Q3	Q4	Q1	Q2
Real terms	Agriculture, forestry & fishing	0.9	1.6	1.0	0.1	0.4
	Construction	3.4	-0.3	2.8	1.4	2.3
	Production	4.3	-2.4	1.0	1.9	-0.5
	Services	6.5	1.7	1.7	0.9	-0.1
	Whole economy	5.9	0.9	1.6	1.0	0.0

Total output: Compared to the same quarter last year

Compared to the second quarter of 2021, Scotland’s economy is estimated to have grown by 3.5% over the year in real terms, reflecting the recovery from low levels of output due to restrictions on activity in response to the coronavirus pandemic. Over the same period UK GDP grew by 2.9%.

GDP growth compared to same quarter last year (%)



Compared to the same quarter last year, Services have grown by 4.1%, Production has fallen by -0.1%, Construction has grown by 6.3% and Agriculture, Forestry & Fishing has grown by 2.3%.

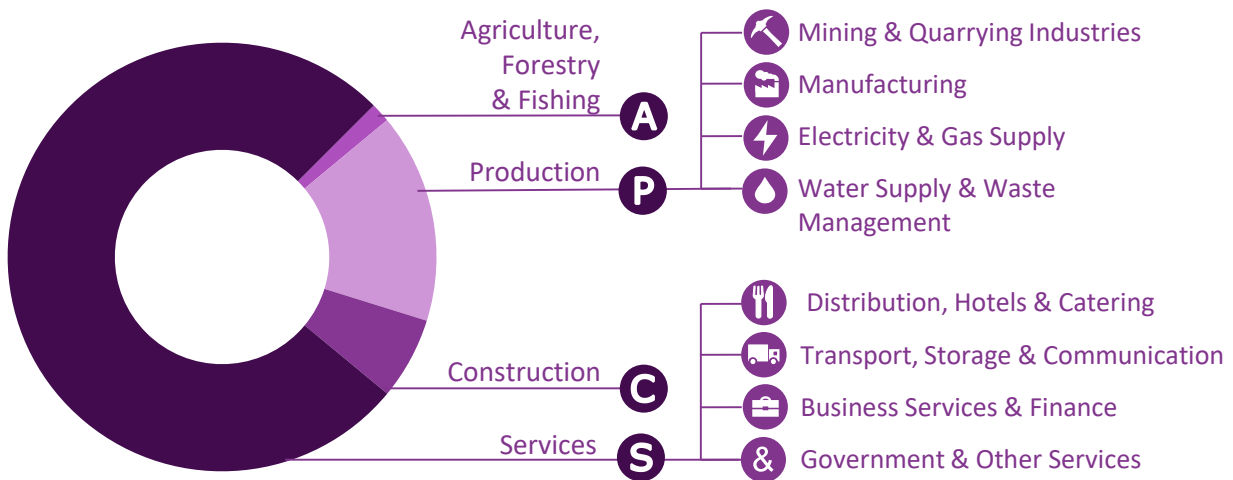
GDP growth compared to the same quarter last year, by sector (%)

		2021			2022	
		Q2	Q3	Q4	Q1	Q2
Real terms	Agriculture, forestry & fishing	3.1	0.8	2.6	2.2	2.3
	Construction	59.6	14.5	9.1	7.5	6.3
	Production	25.0	3.3	4.0	4.7	-0.1
	Services	22.0	8.4	8.5	11.1	4.1
	Whole economy	23.7	7.7	7.7	9.7	3.5

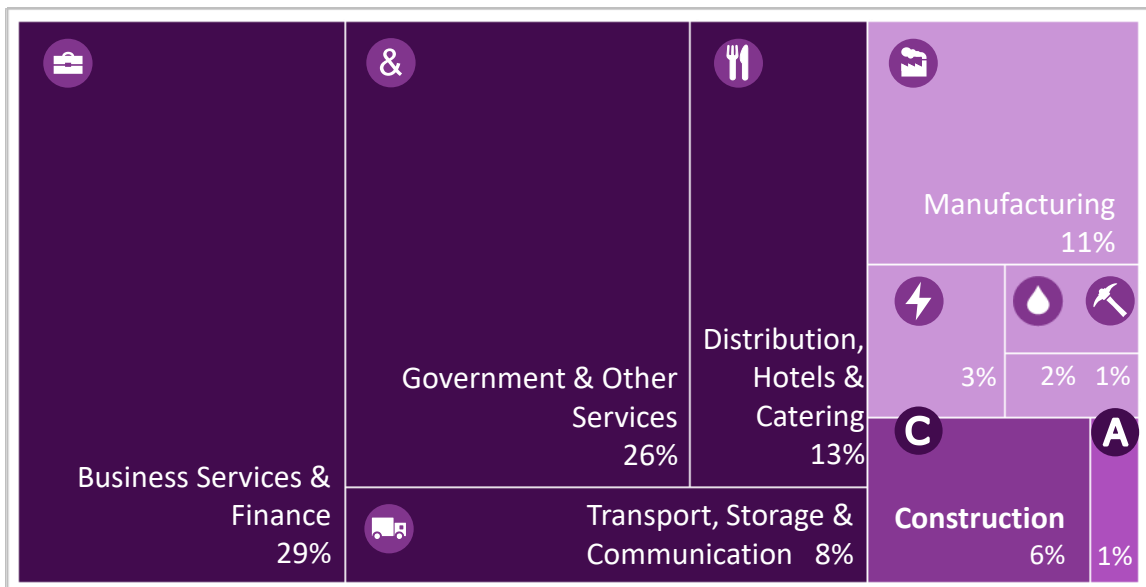
Output: Size of industries

As of 2018, three quarters (76%) of the Scottish economy was accounted for by Services industries. Production industries accounted for 16%, Construction for 6% and Agriculture, Forestry & Fishing for 1%.

Size of high level industries



Size of more detailed industries

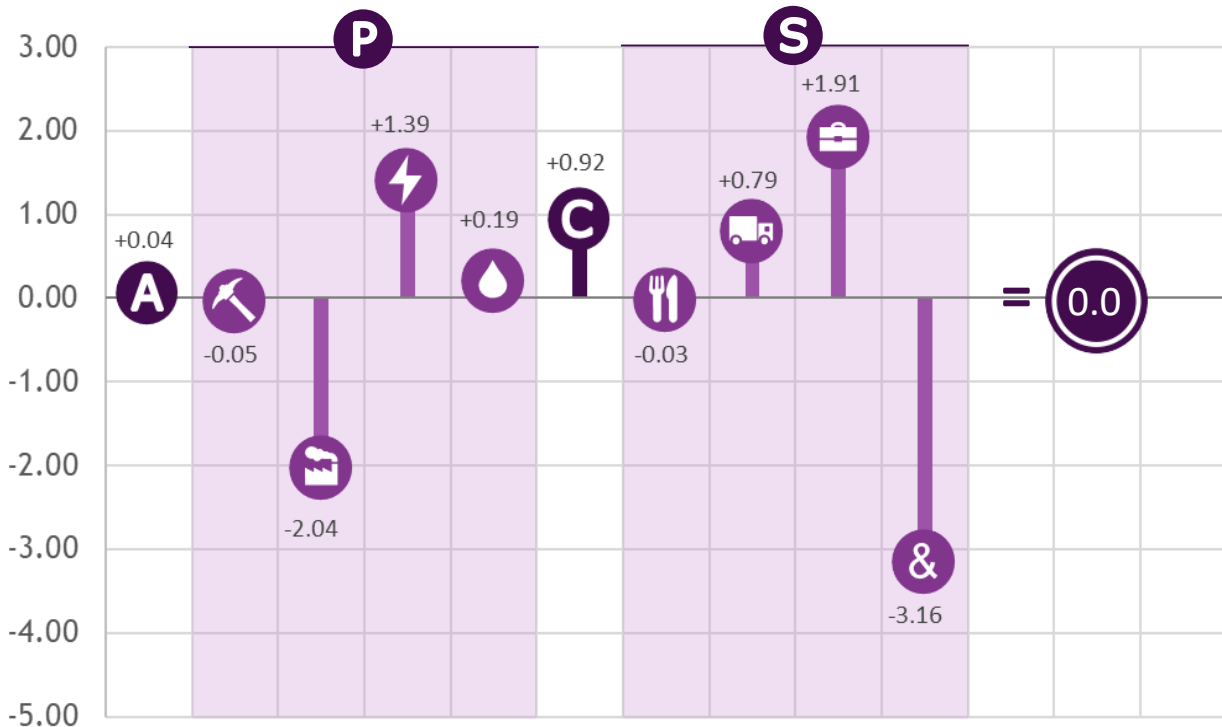


Output: Industry contribution to change

Industries which make up a larger proportion of the economy, or which experience large quarterly changes in output, make the largest contributions to overall GDP change.

The chart below shows the contribution to the headline quarterly GDP figure made from each of the ten broad sectors of the economy (Services and Production have been broken down into their largest four sub-categories). If you add the unrounded percentage point contribution of each of the sectors the total is the overall quarterly growth rate of 0.0% (figures below may not sum exactly due to rounding).

Contribution of industries to overall GDP growth of 0.0%



A Agriculture, Forestry & Fishing

P Production

- Mining & Quarrying Industries
- Manufacturing
- Electricity & Gas Supply
- Water Supply & Waste Management

C Construction

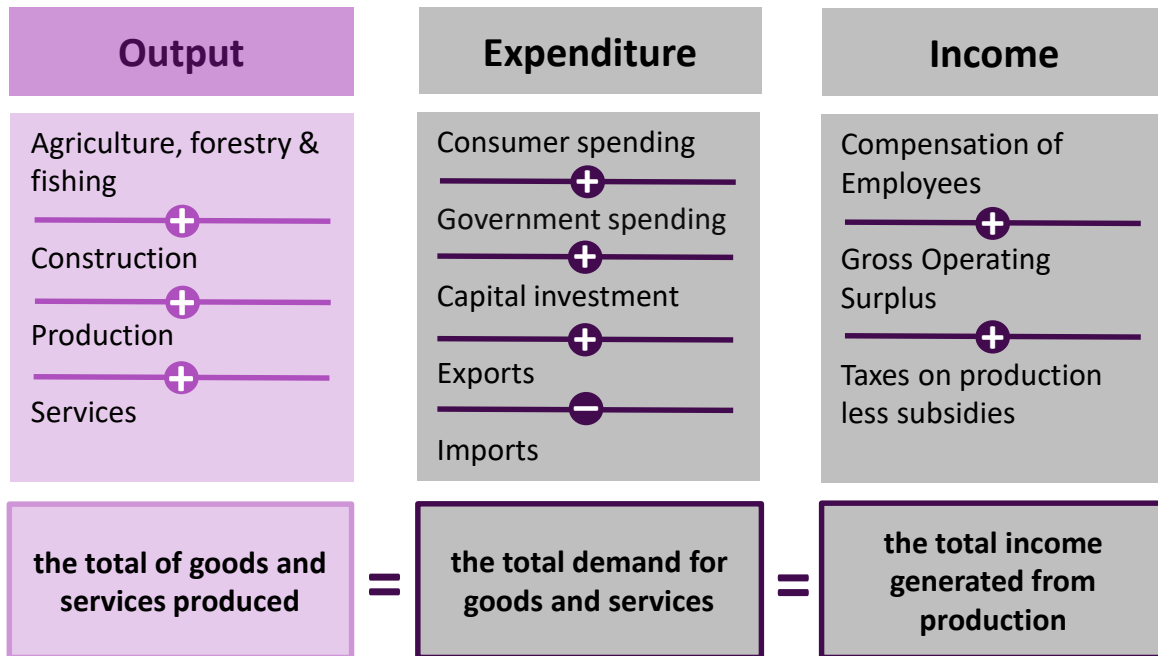
S Services

- Distribution, Hotels & Catering
- Transport, Storage & Communication
- Business Services & Finance
- Government & Other Services

Quarterly GDP growth

About the first quarterly estimate of GDP

Change in gross domestic product (GDP) is the main indicator of economic growth in Scotland. There are three ways in which GDP can be measured which should all produce the same result. Each of these approaches allows GDP to be broken down into different categories.



The first quarterly estimate of GDP contained in this publication covers the output approach to GDP and its breakdowns. The second estimate of GDP published in Quarterly National Accounts covers all three approaches and their different breakdowns.

If you are looking for **cash value GDP data** or output estimates which include the offshore economy these are available in the GDP Quarterly National Accounts. The most recently published Quarterly National Accounts estimate is available up to 2022 Quarter 1 (which is fully comparable to these data) at <http://www.gov.scot/gdp>.

If you are looking for information on the **relative size of industries** within the economy please refer to the Scottish Supply and Use Tables at <http://www.gov.scot/input-output>. The most recent figures were published on 17th November 2021 and cover the years 1998 to 2018.

Next publications

28 September 2022

Monthly GDP, July 2022

2 November 2022

GDP Quarterly National Accounts, 2022 Quarter 2

Monthly GDP, August 2022

30 November 2022

GDP Quarterly First Estimate, 2022 Quarter 3

Monthly GDP, September 2022

21 December 2022

Monthly GDP, October 2022

Further information

What are you looking for?

The most recent figures

Latest GDP publication

Open data

Historic GDP data

Background information

How the figures are calculated

What data sources are used

Frequently Asked Questions

Further access to data

Future Scottish Government Statistics

Where is it?

[GDP web page](#)

[Open data platform](#)

[Publication archive](#)

[Methodology Guide](#)

[Sources catalogue](#)

[Frequently Asked Questions](#)

[May be available on request](#)

[Forthcoming statistics](#)

Contact

GDP statistics

Carrie Graham

gdp_stats@gov.scot

Scottish Government statistics

Alastair McAlpine

statistics.enquiries@gov.scot

 [@ScotGovOCEA](https://twitter.com/ScotGovOCEA)

 [@ScotStat](https://twitter.com/ScotStat)

National Statistics Status



National Statistics status means that our statistics meet the highest standards of trustworthiness, quality and public value, and it is our responsibility to maintain compliance with these standards.

The designation of these statistics as National Statistics was confirmed in January 2011 following a compliance check by the [Office for Statistics Regulation](#). At the same time these statistics were also fully assessed against the Code of Practice.

Since the latest review by the Office for Statistics Regulation, we have continued to comply with the Code of Practice for Statistics, and have made the following improvements:

- Added more value by providing clearer publications, more detailed breakdowns and adding a second quarterly estimate of GDP
- Assured quality by continually reviewing and improving our data sources and methods
- Improved the transparency of our methodology and source data
- Published GDP earlier by making our processes more efficient

More information on the ongoing improvements to Scotland's GDP Statistics is available at www.gov.scot/gdp.

Crown Copyright

You may use or re-use this information (not including logos) free of charge in any format or medium, under the terms of the Open Government Licence. See: www.nationalarchives.gov.uk/doc/open-government-licence/