

# Cross-UK Private Rented Sector Report

**Chris Jenkins**

**Assistant Deputy Director of Prices Division | Office for National Statistics**

# Cross Government Group



# Key sources

## UK Coverage

- Family Resource Survey
- Annual Population Survey

## National Household Survey

- English Housing Survey
- Scottish Household Survey
- National Survey for Wales
- Northern Ireland Private Tenant Survey

## National House Conditions Survey

- English Housing Survey
- Scottish House Conditions Survey
- Welsh House Conditions Survey
- Northern Ireland House Conditions Survey

# Key sources

## UK Coverage

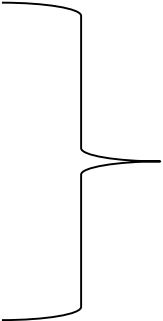
- Family Resource Survey
- Annual Population Survey

## National Household Survey

- English Housing Survey
- Scottish Household Survey
- National Survey for Wales
- Northern Ireland Private Tenant Survey

## National House Conditions Survey

- English Housing Survey
- Scottish House Conditions Survey
- Welsh House Conditions Survey
- Northern Ireland House Conditions Survey



Differences  
in dwellings  
standards

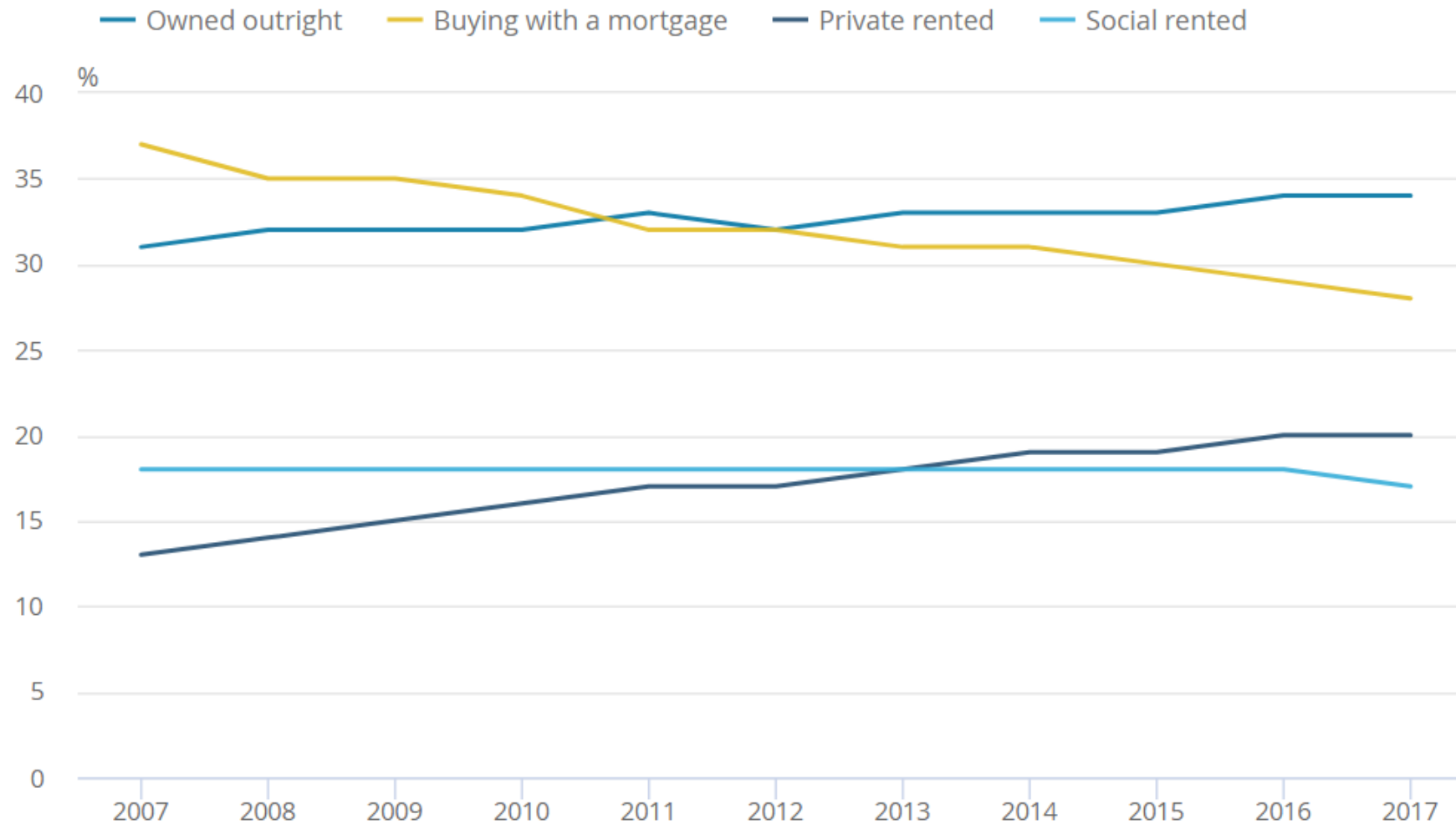
# Private Rented Sector topic report

- PRS report published January 2019:  
<https://www.ons.gov.uk/economy/inflationandpriceindices/articles/ukprivaterentedsector/2018>
- Aim to provide (where possible) a coherent picture of the PRS in the UK,
- And signpost to the vast array of statistics available
- Further topic reports to follow

# Private Rented Sector topic report

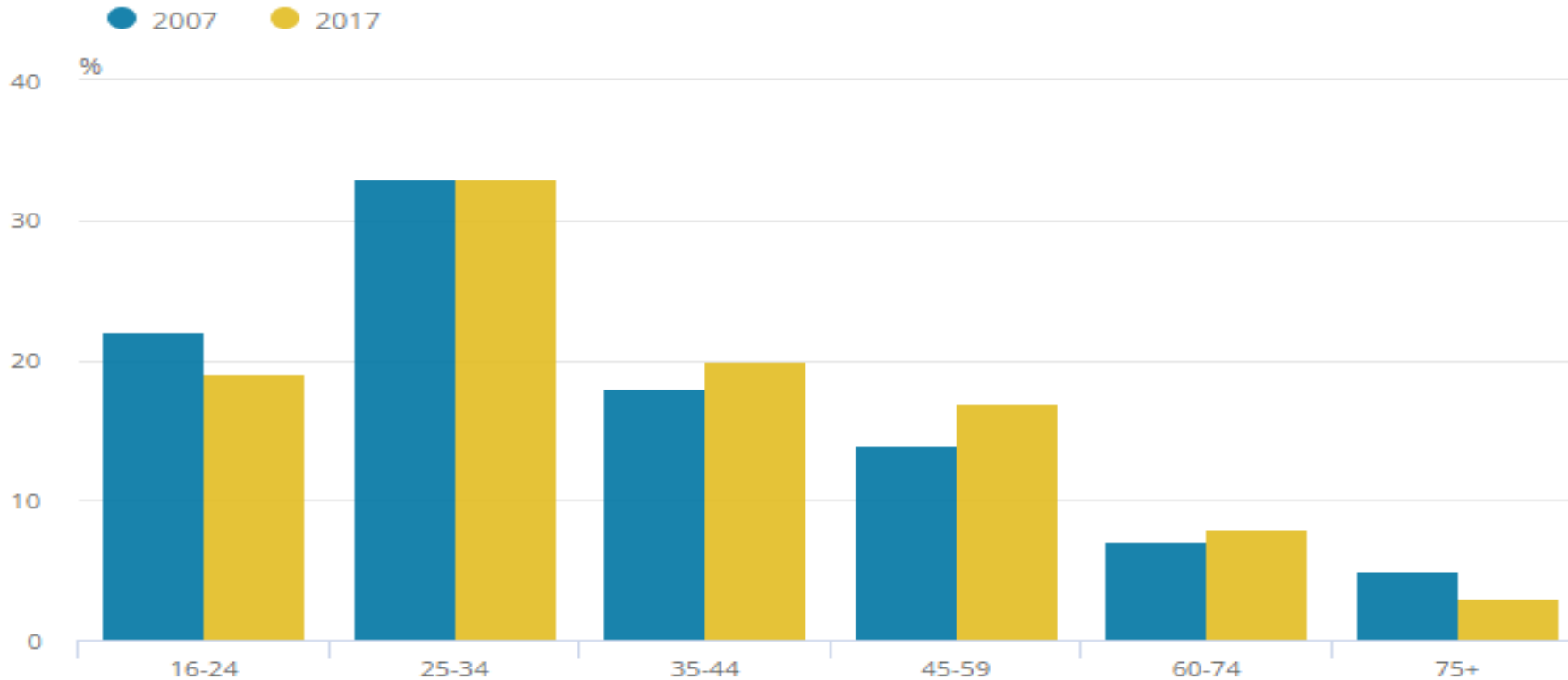
- Increase in PRS households from 2.8 million in 2007 to 4.5 million in 2017 in the UK
- Younger households are more likely to rent privately than older households
- Households in the private rented sector are getting older
- 62% of households in the private rented sector in the UK had spent under three years in the same accommodation
- Northern Ireland has the newest private rented dwelling stock in the UK, while Wales has the oldest

# Growth in PRS Households



# Younger households more likely to rent

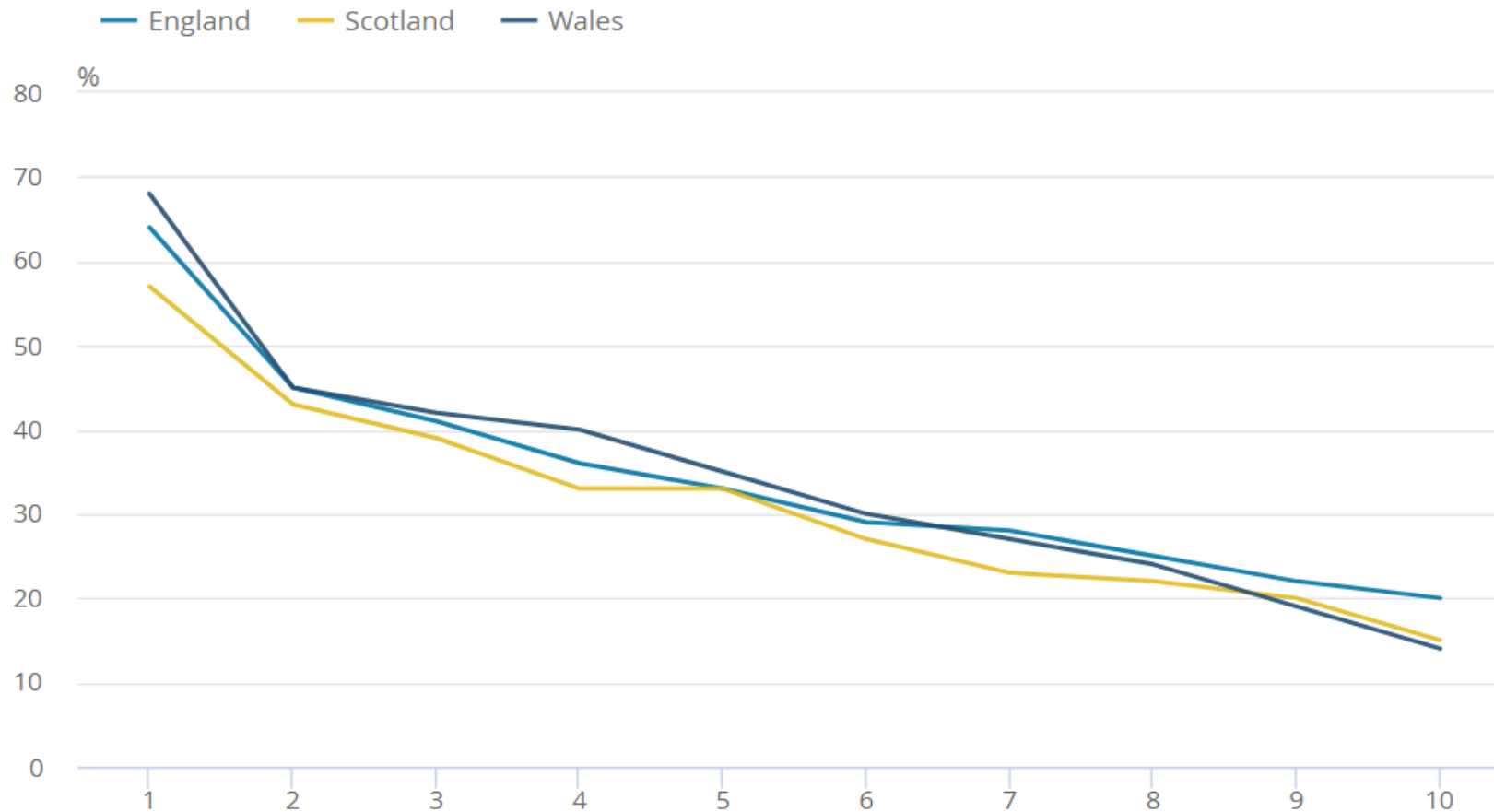
Age of highest income householders in the private rented sector, 2007 and 2017, Scotland



Source: Scottish Household Survey, Scottish Government



# Housing costs more affordable for those on higher incomes



# NI has newest PRS dwelling stock

